

# RUBIDOUX COMMUNITY SERVICES DISTRICT

RUBIDOUX, CALIFORNIA

CONTRACT DRAWINGS

## INTERCEPTOR SEWER & WASTEWATER PUMPING STATION

NOVEMBER 1977

DISTRICT MANAGER

HENRY P. SNYDER

SWRCB PROJECT NO. C-06-0935-010

NBS NO. S 65-051-044 & 045

DIRECTORS

THOMAS WATSON, PRESIDENT

RUSSELL CLEMENTS

JERRY Mc VICKER

ANTHONY PERRONE

CHUCK SPIES



NESTE BRUDIN & STONE  
INCORPORATED  
CIVIL ENGINEERS

SAN BERNARDINO

HEMET

SAN DIEGO

NESTE, BRUDIN & STONE  
INCORPORATED  
RECORD DRAWINGS  
Client's Records  
By C. TRAUGHT  
Date MAY 1979

9-77-002

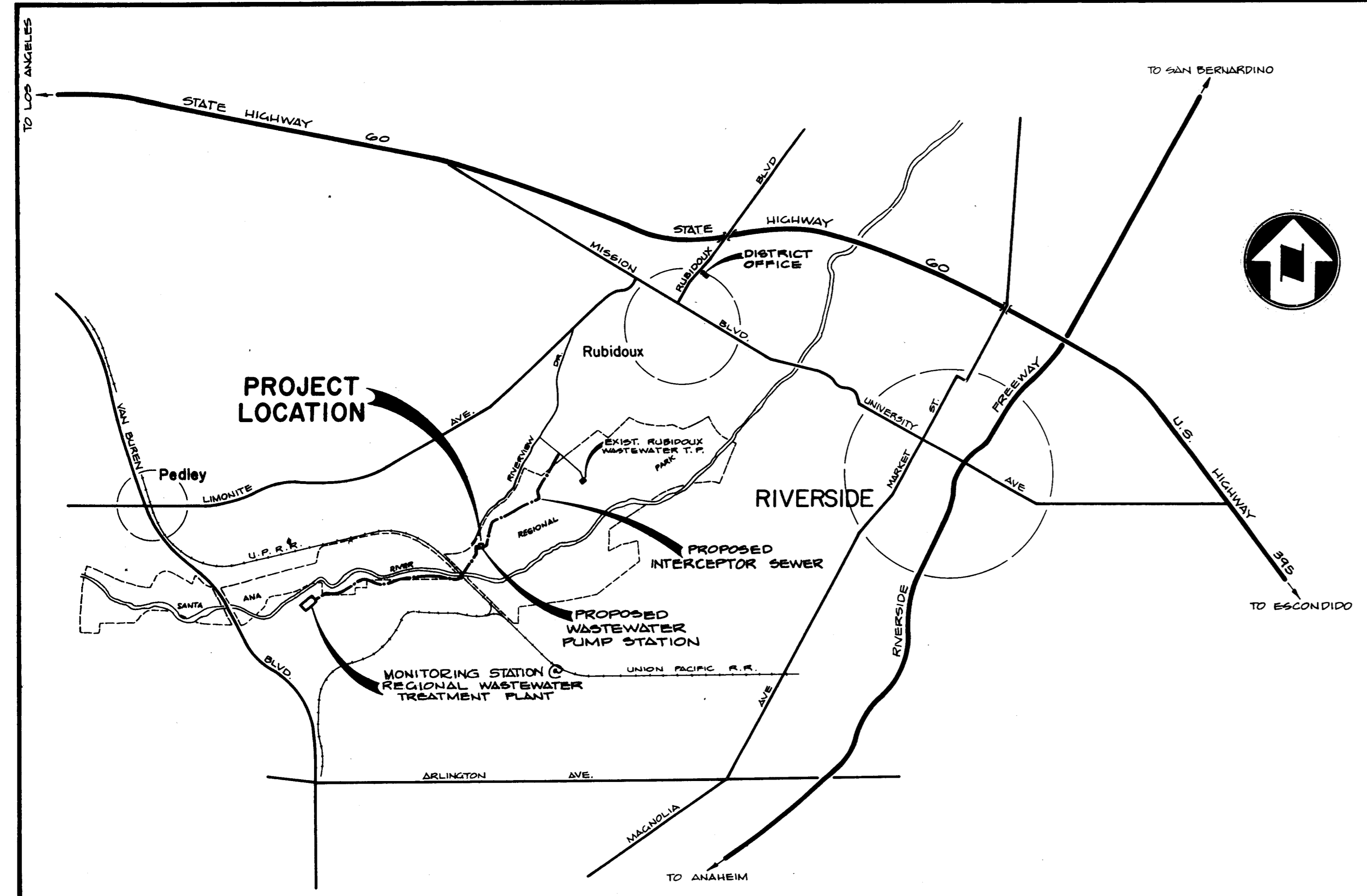


SC-4-789

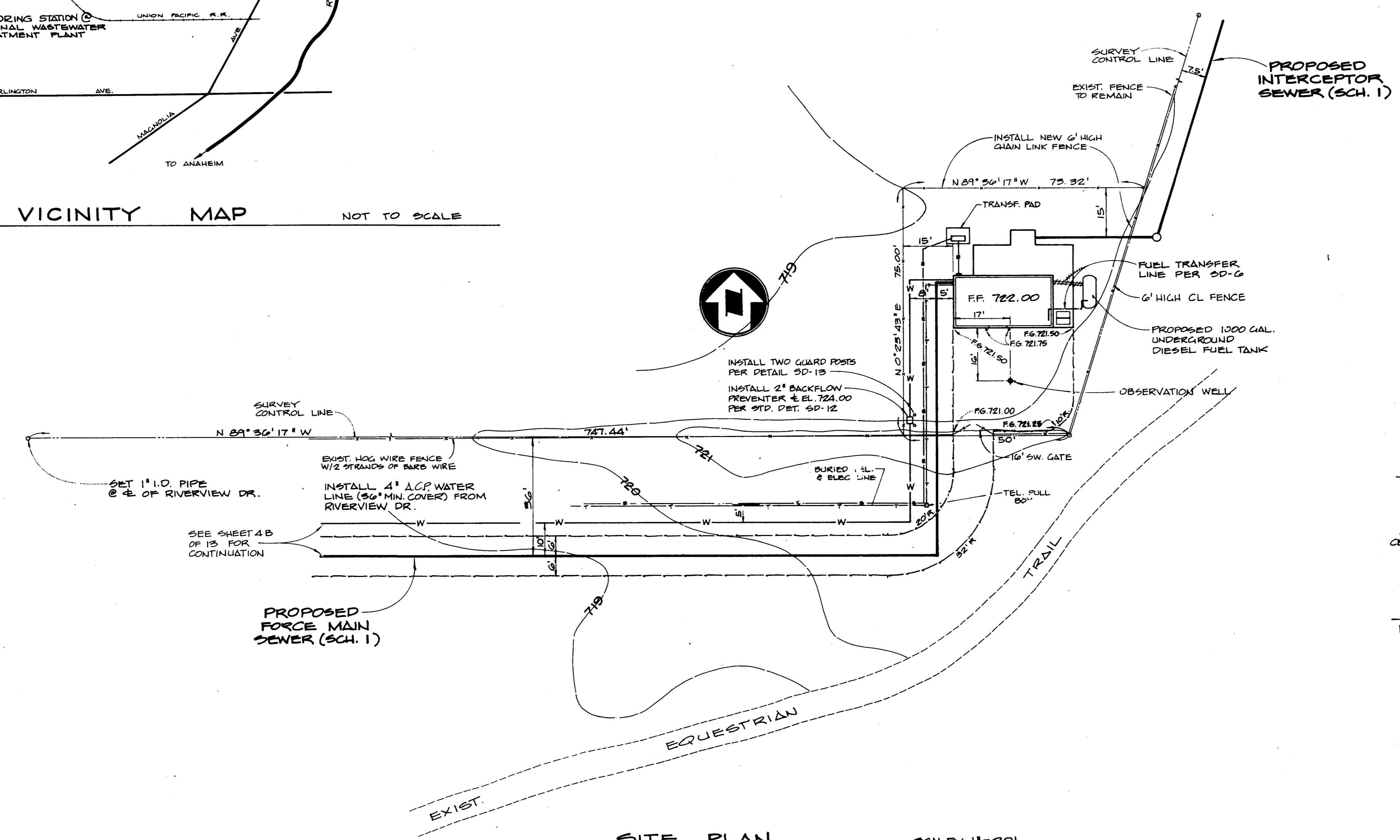
APR 24 1986

DRAWING INDEX

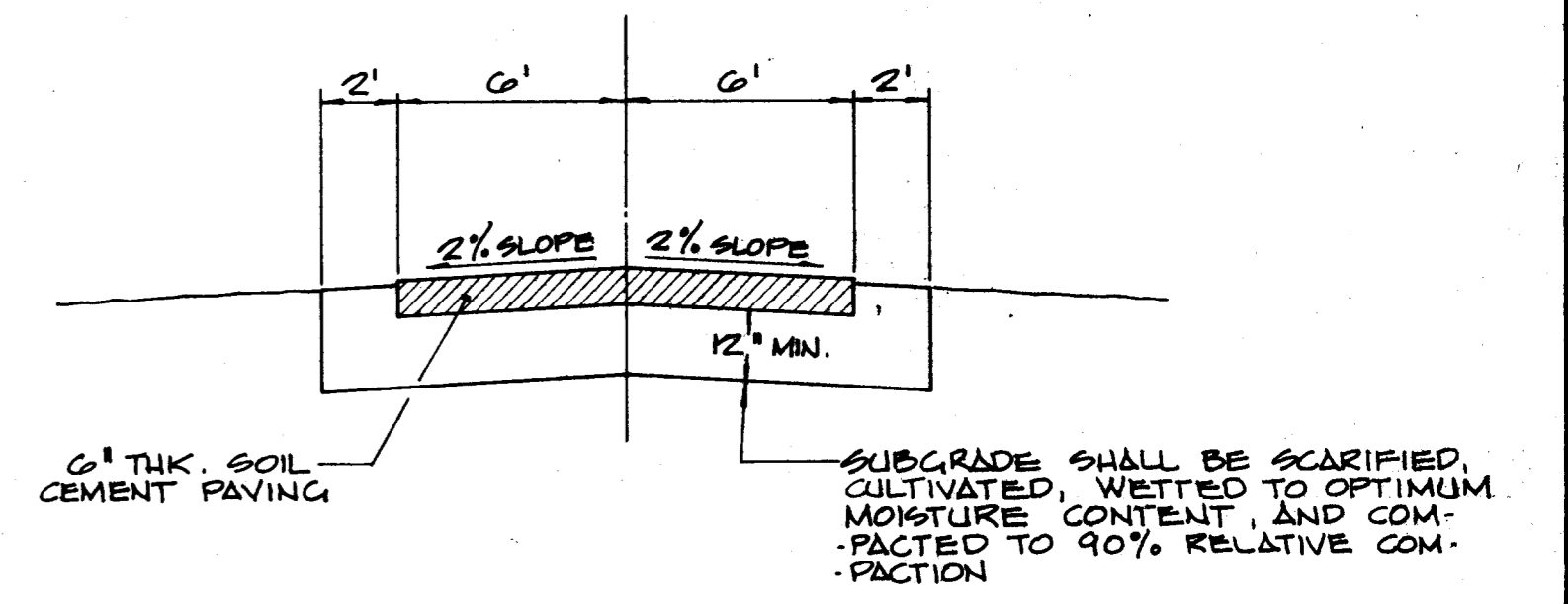
SHEET NO.	DESCRIPTION
1	VICINITY MAP, SITE PLAN AND DRAWING INDEX
2	INTERCEPTOR SEWER - STATION 21+53.99 TO STATION 43+81.08
3	INTERCEPTOR SEWER - STATION 43+81.08 TO STATION 66+47.27
4	INTERCEPTOR SEWER - STATION 66+47.27 TO STATION 99+63.00
5	INTERCEPTOR SEWER - STATION 99+63.00 TO STATION 124+62.00
6	INTERCEPTOR SEWER - STATION 124+62.00 TO STATION 184+53.60
7	WASTEWATER PUMP STATION - MECHANICAL PLANS
8	WASTEWATER PUMP STATION - MECHANICAL SECTION & DETAIL
9	WASTEWATER PUMP STATION - ARCHITECTURAL PLAN, ELEVATION & DETAILS
10	WASTEWATER PUMP STATION - STRUCTURAL SECTIONS
11	WASTEWATER PUMP STATION - ELECTRICAL SINGLE LINE DIAGRAM
12	WASTEWATER PUMP STATION - ELECTRICAL PLANS
13	MONITORING STATION - MECHANICAL AND STRUCTURAL DETAILS



VICINITY MAP NOT TO SCALE



SITE PLAN SCALE: 1"=20'



ACCESS ROAD STRUCTURAL SECTION PARKING AREA SUBGRADE PREPARATION SIMILAR

NESTE, BRUDIN & STONE INCORPORATED  
 CIVIL ENGINEERS  
**RECORD DRAWINGS**  
 Information Obtained From:  
 Client's Records  
 G. TRAUGHT HBS's Records  
 Contractor's Records  
 By L. TSAI Date MAY 1977


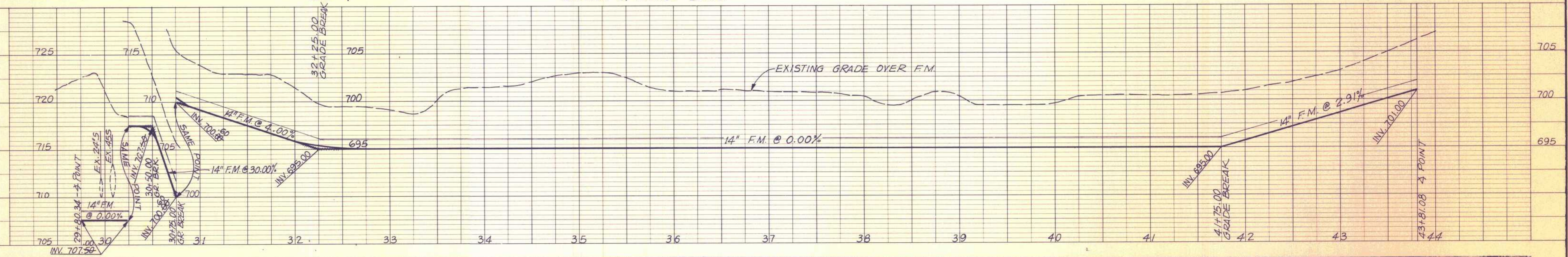
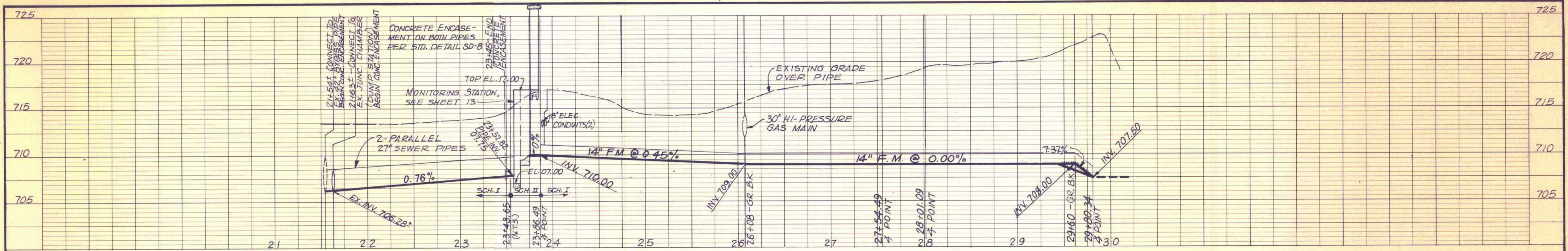
Revision	No.	By	Date	Approval
RELOCATED WASTEWATER PUMP STA. & ACCESS ROAD	1	CLB	12-9-77	V.M.F.

APPROVED	RCE 12577	7-1-77
<i>[Signature]</i>		Date
Designed	L. TSAI	Checked
Drawn	C. ANDERSON	Job No.
		Scale
		AS SHOWN

**NESTE, BRUDIN & STONE**  
 INCORPORATED *Civil Engineers*  
 SAN BERNARDINO HEMET SAN DIEGO

**RUBIDOUX COMMUNITY SERVICES DISTRICT**  
 INTERCEPTOR SEWER & WASTEWATER PUMP STATION - 1977  
 VICINITY MAP, SITE PLAN & DRAWING INDEX  
 SHEET 13 OF 13  
 DWG. NO. SC-4-789



Revision	No.	By	Date	Approval


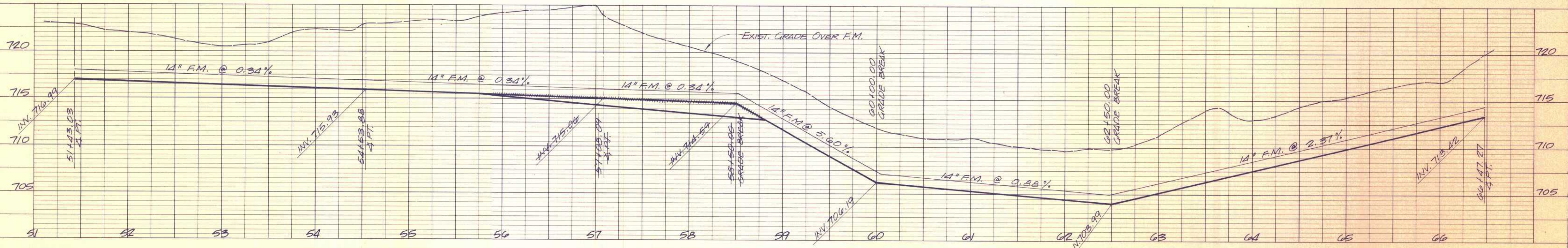

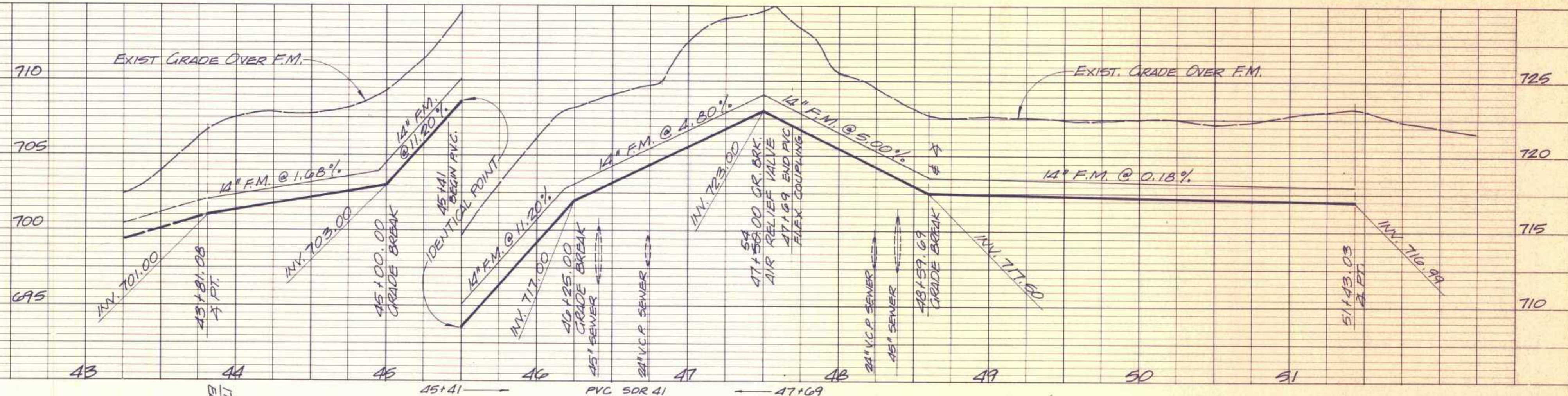
  

APPROVED	RCE 12917	7-1-77		
		Date		
Designed	B.F.	Checked	B.F. J.P.	1" = 50' Horiz.
Drawn	B.A.	Job No.	565051-045	1" = 5' Vert.

**NESTE, BRUDIN & STONE**  
 INCORPORATED / Civil Engineers  
 SAN BERNARDINO HEMET SAN DIEGO

**RUBIDOUX COMMUNITY SERVICES DISTRICT**  
 INTERCEPTOR SEWER & WASTEWATER PUMP STATION - 1977  
 INTERCEPTOR SEWER  
 STA. 21 + 54.00 to 43 + 81.08

SHEET 2 OF 13 SHEETS  
 DWG. NO. SC4-289




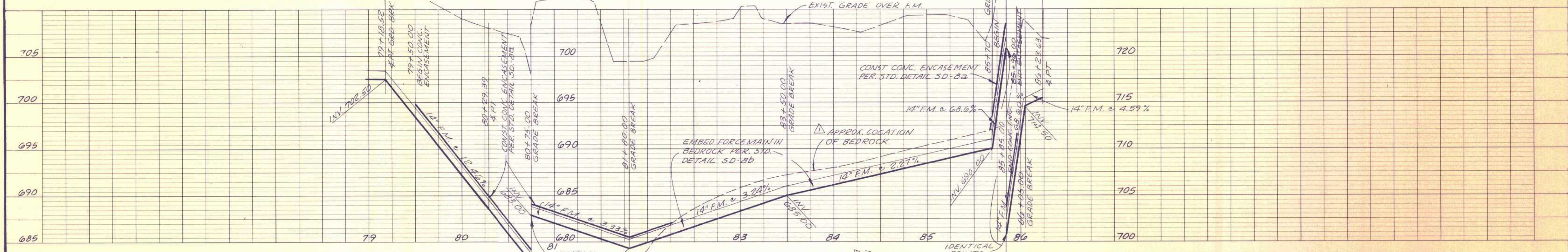

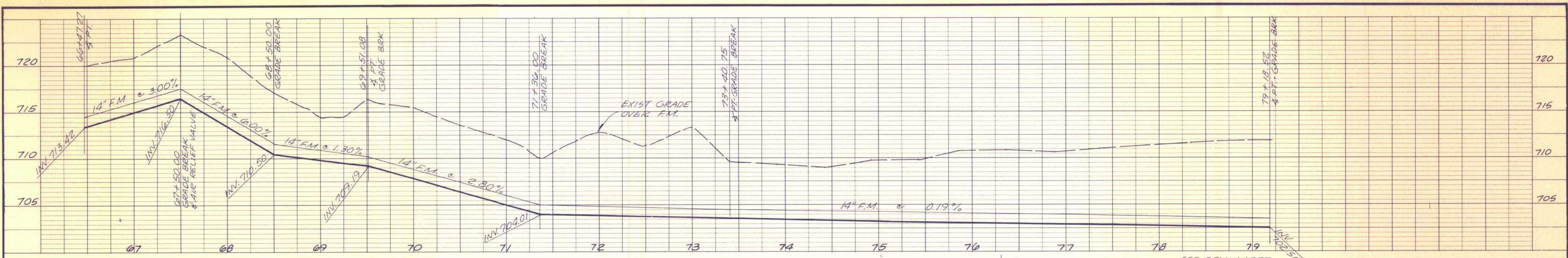
Revision	No.	By	Date	Approval

APPROVED	RCE 12977	7-1-77	
		Date	
Designed	BF	Checked	BF, JP
Drawn	BA	Job No.	S&S-051-045
		1" = 50' HORIZ.	
		1" = 5' VERT.	

**NESTE, BRUDIN & STONE**  
 INCORPORATED *Civil Engineers*  
 SAN BERNARDINO HEMET SAN DIEGO

**RUBIDOUX COMMUNITY SERVICES DISTRICT**  
 INTERCEPTOR SEWER & WASTEWATER PUMP STATION - 1977  
**INTERCEPTOR SEWER**  
 STA. 43+81.08 to 66+47.27



Revision	No.	By	Date	Approval
FORCE MAIN REALIGNMENT - STA 73+40.75 TO 75		J.P.	12/7/77	J.M.F.
ADDED BEDROCK LOCATION & CHANGED PROFILE	Δ	J.P.	12/19/77	J.M.F.

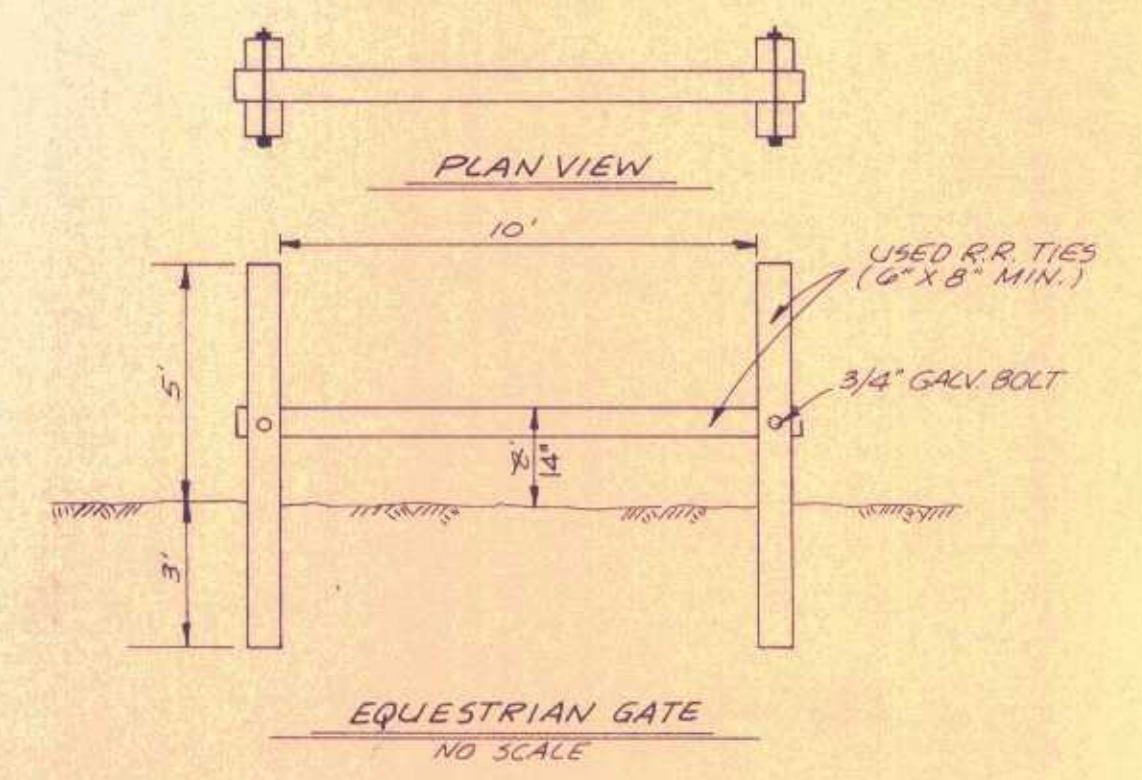
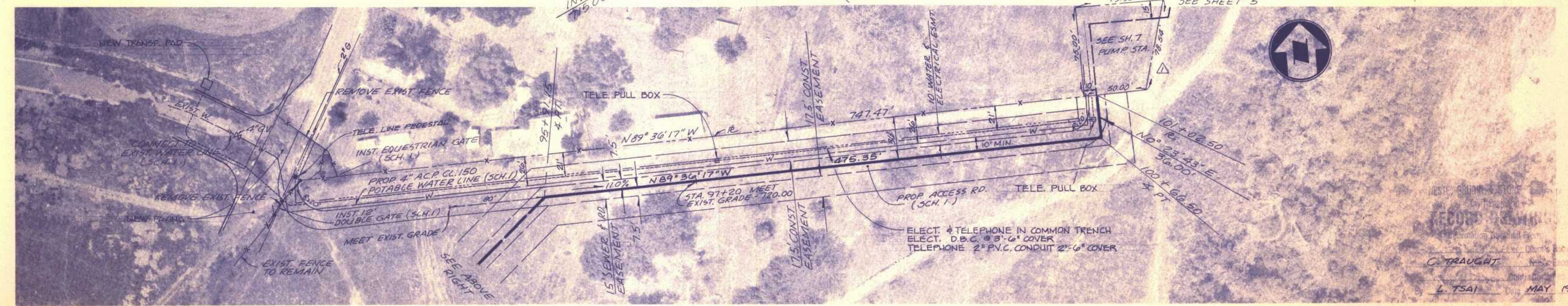
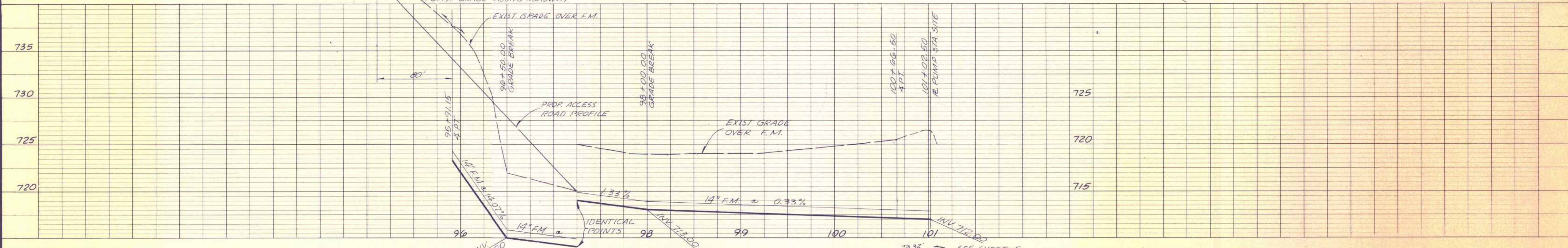
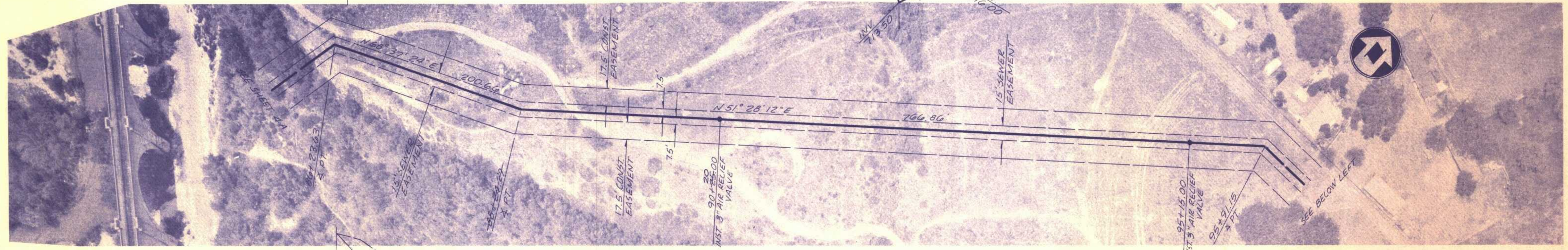
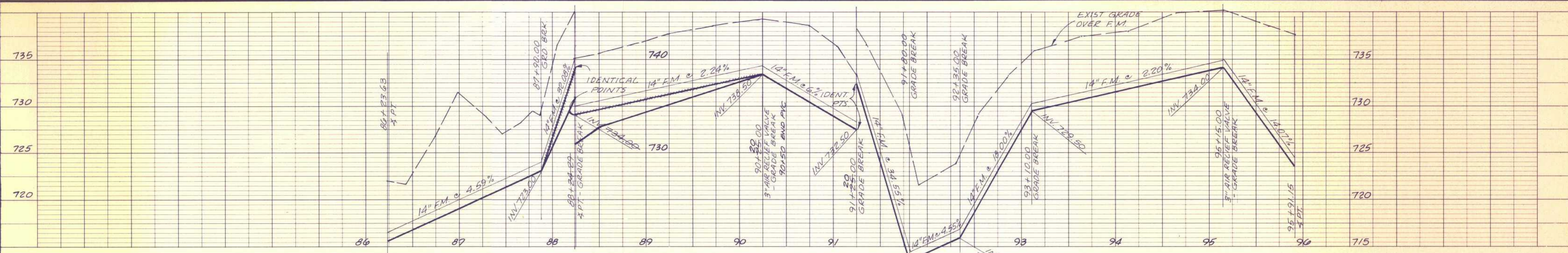
  

APPROVED	R.C.E. 12972	7-1-77	
<i>[Signature]</i>		Date	
Designed	J.P.	Checked	J.P.
Drawn	B.A.	Job No.	565-051-045

**NESTE, BRUDIN & STONE**  
 INCORPORATED / Civil Engineers  
 SAN BERNARDINO HILMST SAN DIEGO

**RUBIDOUX COMMUNITY SERVICES DISTRICT**  
 INTERCEPTOR SEWER & WASTEWATER PUMP STATION - 1977  
 INTERCEPTOR SEWER  
 STA. 66 + 47.27 TO 86 + 23.63

DATE: May 1979  
 DRAWING NO. SC-4-289




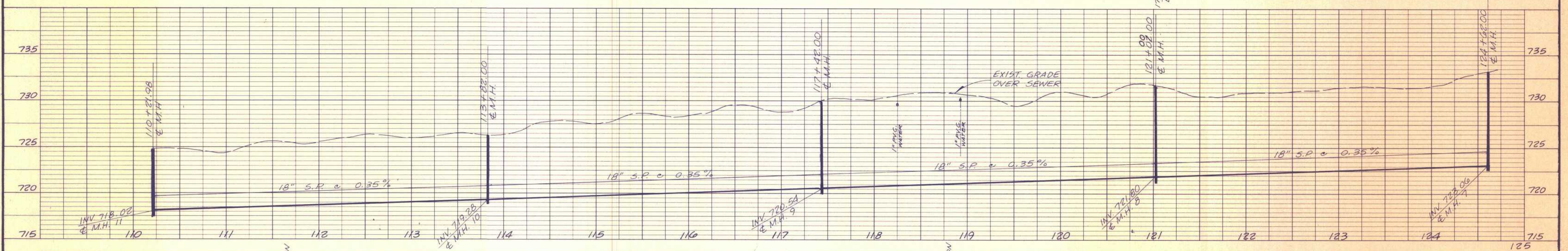

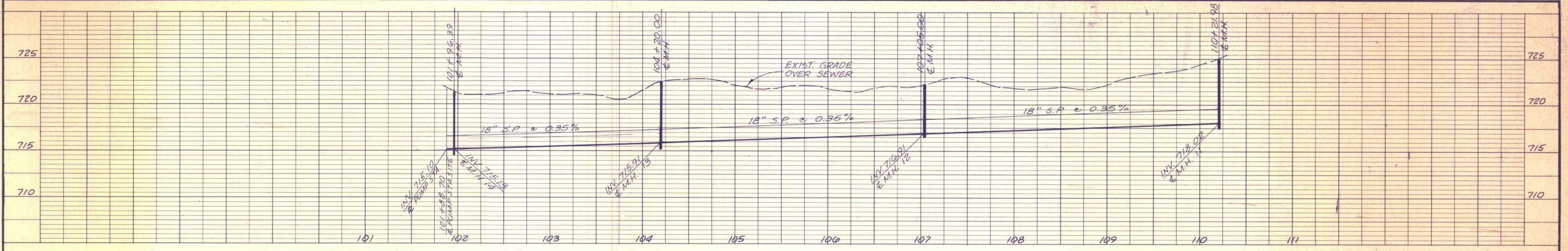
Revision	No.	By	Date	Approval
FORCE MAIN REALIGNMENT STA. 86+23.63 TO RS.		J.P.	12/1/77	V.M.F.
PUMP STATION RELOCATION	Δ	J.P.	12/1/77	V.M.F.

APPROVED				
[Signature]		R.C.E. 12917	12-1-77	Date
Designed	J.P.	Checked	J.P.	1" = 50' Horiz.
Drawn	B.A.	Job No.	SGS-051-045	1" = 5' Vert.

**NESTE, BRUDIN & STONE**  
 INCORPORATED / Civil Engineers  
 SAN BERNARDINO HEMET SAN DIEGO

**RUBIDOUX COMMUNITY SERVICES DISTRICT**  
 INTERCEPTOR SEWER & WASTE-WATER PUMP STATION - 1977  
**INTERCEPTOR SEWER**  
 STA. 86+23.63 TO 101+02.50

SHEET 48 OF 15 SHEETS  
 DWG. NO. SC4-289



Revision	No.	By	Date	Approval
PUMP STATION RELOCATION	1	J.P.	12/7/77	V.M.F.

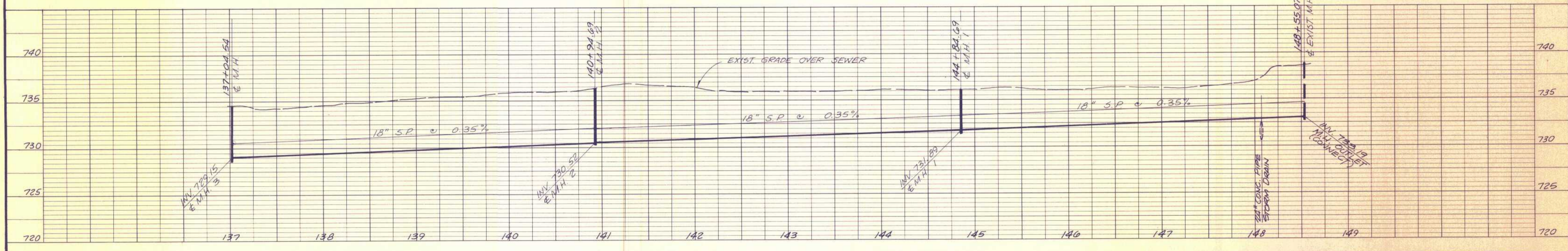

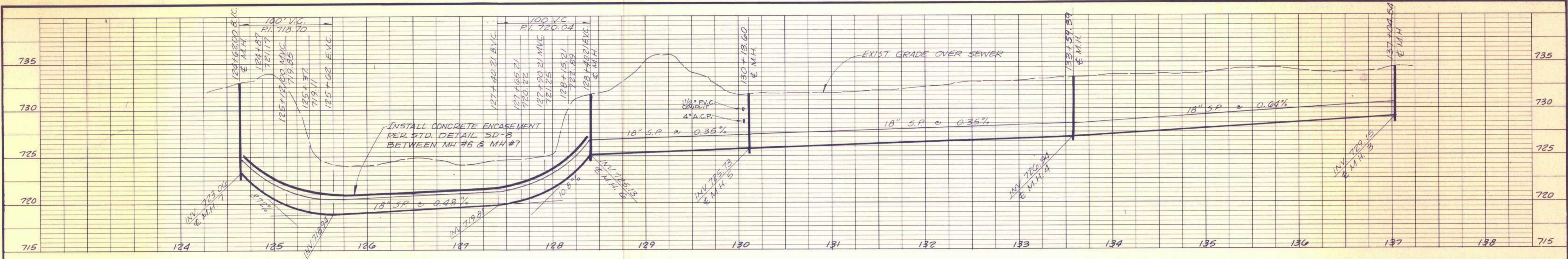
  

APPROVED	RCE 12977	7-1-77
Date		
Designed	BF	Unreduced Scale
Checked	BF	1" = 50' Horiz.
Drawn	BA	1" = 5' Vert.
Job No.	565051045	

**NESTE, BRUDIN & STONE**  
 INCORPORATED / Civil Engineers  
 SAN BERNARDINO HEMET SAN DIEGO

**RUBIDOUX COMMUNITY SERVICES DISTRICT**  
 INTERCEPTOR SEWER & WASTEWATER PUMP STATION - 1977  
 INTERCEPTOR SEWER  
 STA. 101 + 30.04 TO 124 + 62.00

SHEET 5 OF 13  
 DWG. NO. 5C-4-289



Revision	No.	By	Date	Approval
ADDED PARCELS 186-230-(018 & 019)	1	LT	2-9-78	

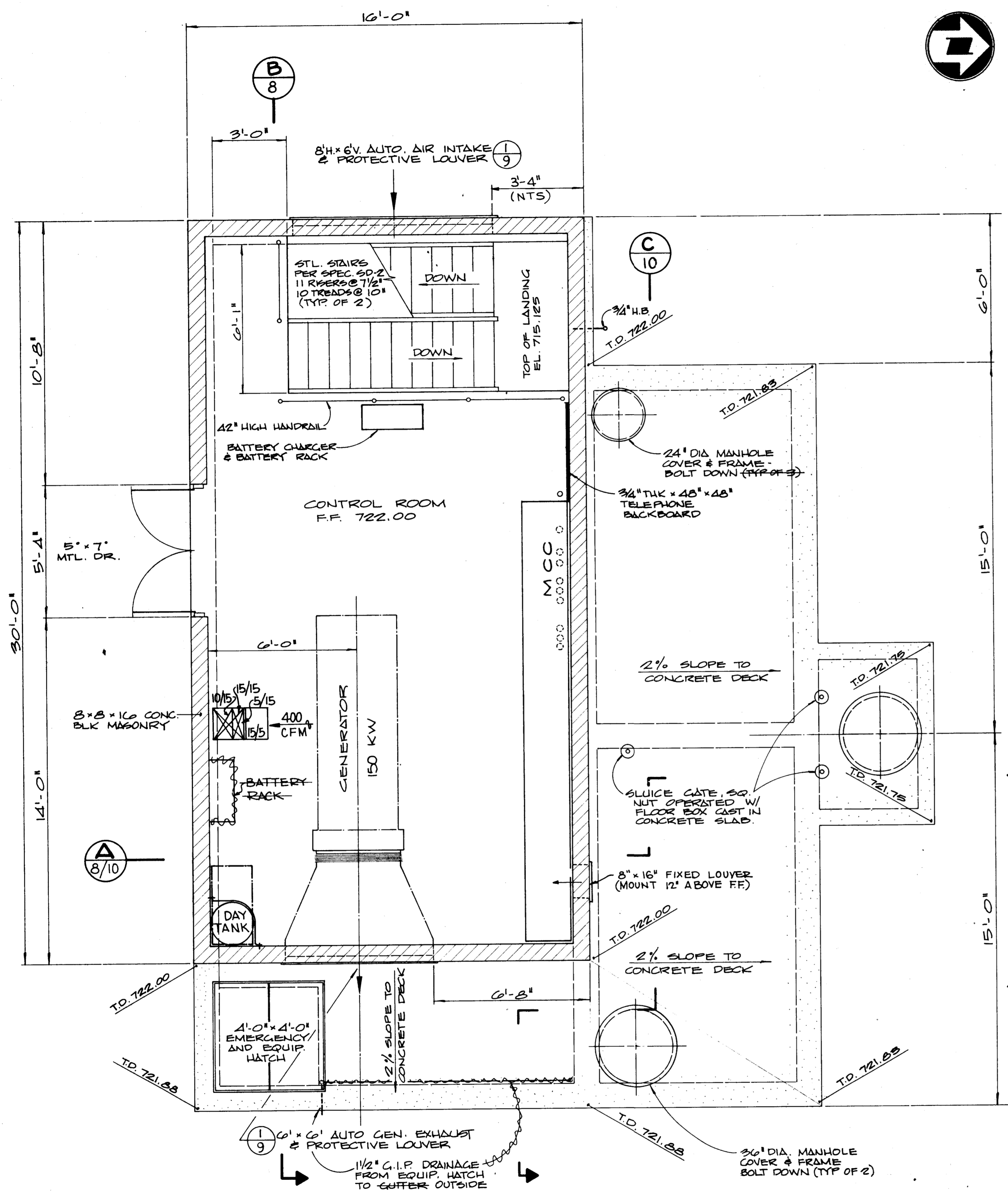
APPROVED	RCE 12977	7-1-77
_____ Gerald W. Brown		Date
Designed	Checked	Unreduced Scale
BF	BF	1" = 50' Horiz.
Drawn	Job No.	1" = 5' Vert.
BA	365051045	

**NESTE, BRUDIN & STONE**  
 INCORPORATED / Civil Engineers  
 SAN BERNARDINO HEMET SAN DIEGO

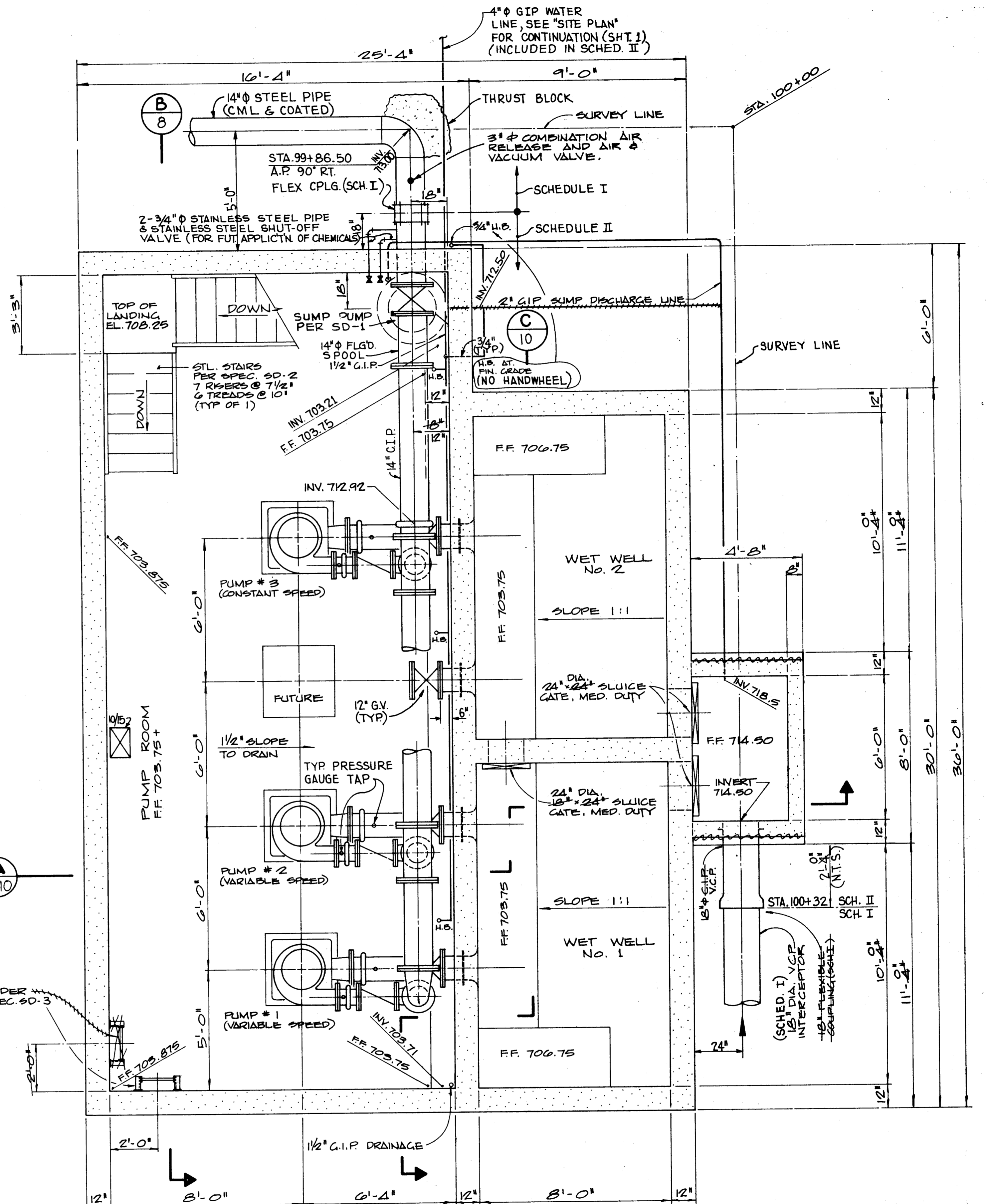
**RUBIDOUX COMMUNITY SERVICES DISTRICT**  
 INTERCEPTOR SEWER & WASTEWATER PUMP STATION - 1977  
 INTERCEPTOR SEWER  
 STA. 124 + 62.00 TO 148 + 55.07

Sheet 6 of 13  
 DWG NO. SCD-289





UPPER LEVEL FLOOR PLAN



LOWER LEVEL FLOOR PLAN

NESTE, BRUDIN & STONE, INCORPORATED  
 Civil Engineers  
**RECORD DRAWINGS**  
 Information Obtained From:  
 C. TRAUGHT  
 By L. TSAI Date MAY, 1979

Revision	No.	By	Date	Approval

APPROVED: *Robert M. Jean* RCE 12377 7-1-77 Date

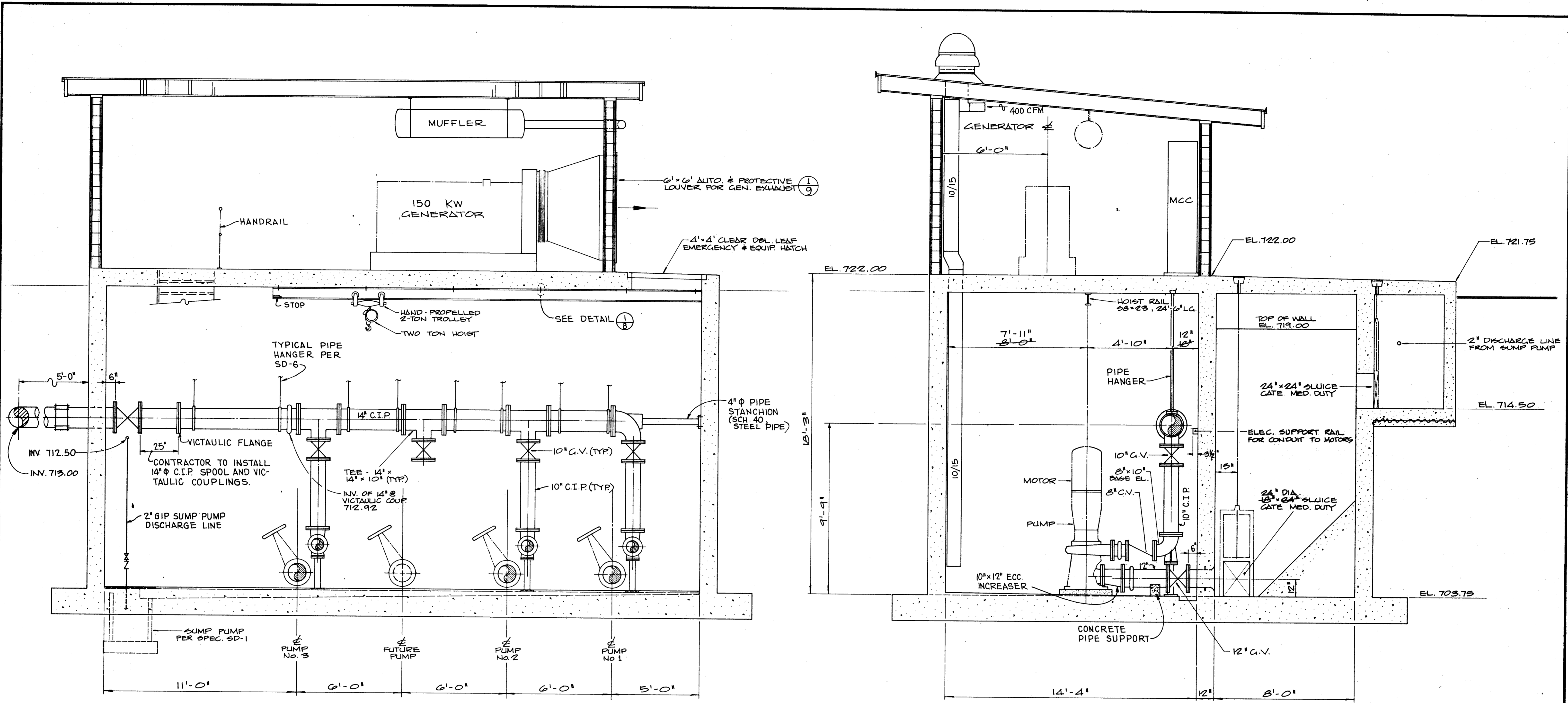
Designed: L. TSAI Checked: C.L.A. Scale: 3/8" = 1'-0"

Drawn: C.L.A. Job No. 506.081-044

**NESTE, BRUDIN & STONE**  
 INCORPORATED / Civil Engineers  
 SAN BERNARDINO HEMET SAN DIEGO

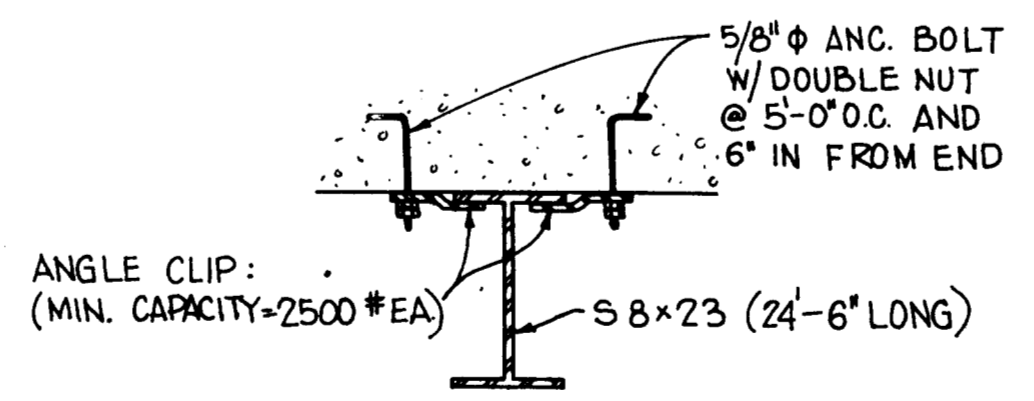
**RUBIDOUX COMMUNITY SERVICES DISTRICT**  
 INTERCEPTOR SEWER & WASTEWATER PUMP STATION - 1977  
**WASTEWATER PUMP STATION**  
 MECHANICAL PLAN

SHEET 7 OF 13  
 DATE: MAY 1979  
 DWG. NO. 9C-4-789



SECTION **B**  
7

SECTION **A**  
7



DETAIL **1**  
SCALE: 1 1/2" = 1'-0"

NESTE, BRUDIN & STONE, INCORPORATED  
Civil Engineers  
**RECORD DRAWINGS**  
Information Obtained From:  
Client's Records  
C. TRAUGHT  
MNS's Records  
Contractor's Records  
By L. TSAI Date MAY 1977

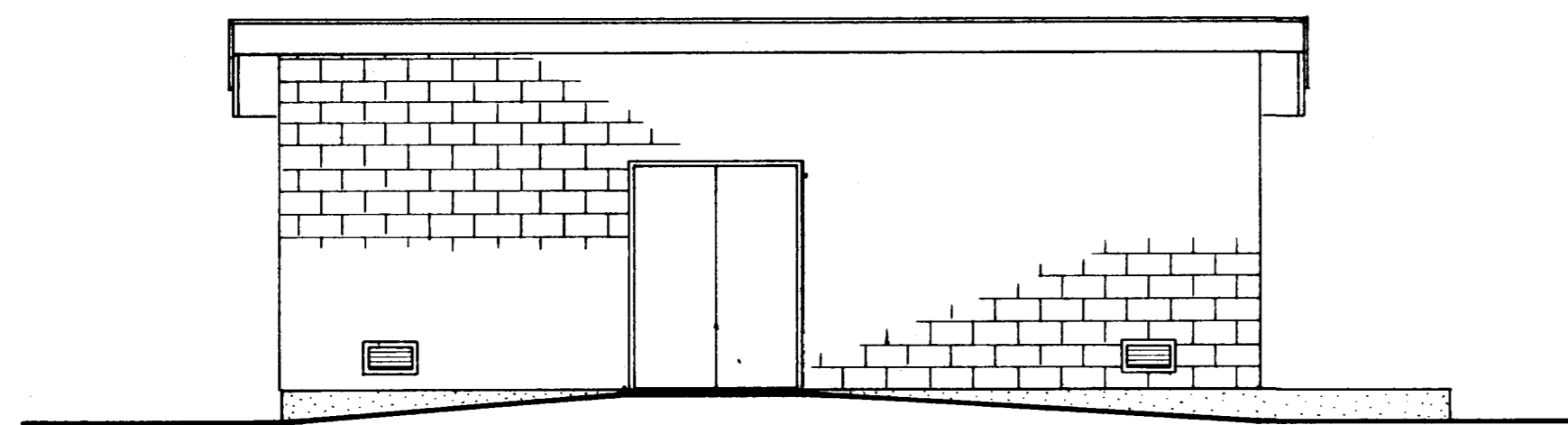

Revision	No.	By	Date	Approval

APPROVED  
*[Signature]* RCE 12977 7-1-77  
Date

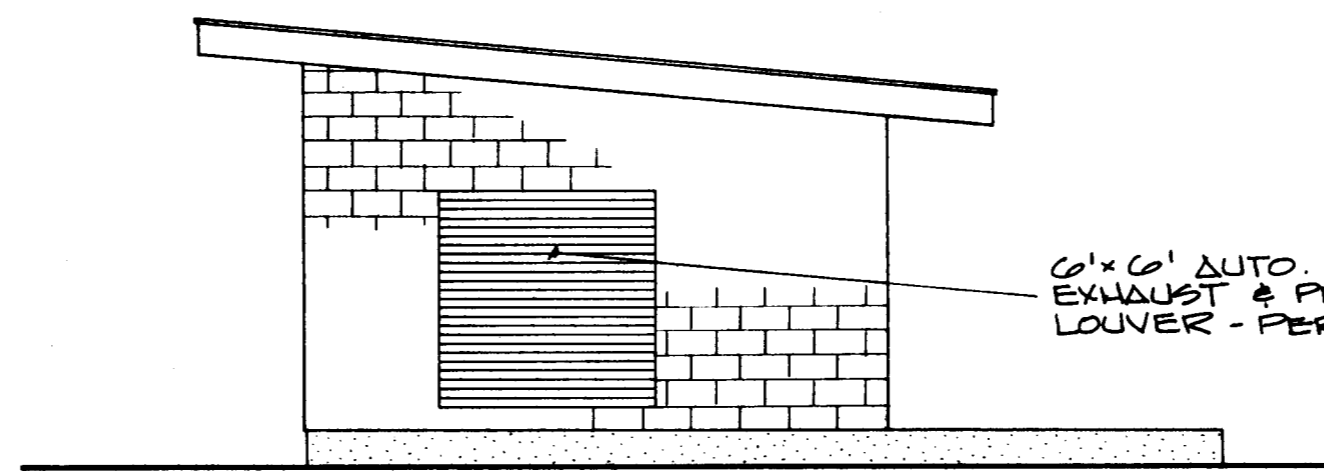
Designed L.T. Checked Scale  
Drawn C.L.A. Job No. 205.051-05A 3/8" = 1'-0"

**NESTE, BRUDIN & STONE**  
INCORPORATED / Civil Engineers  
SAN BERNARDINO HEMET SAN DIEGO

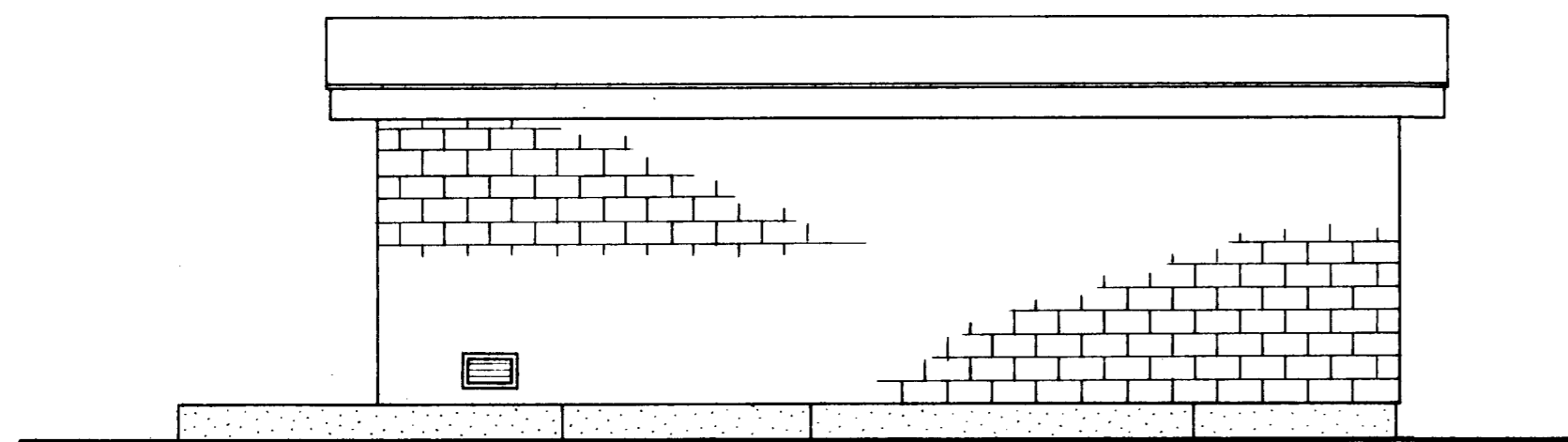
**RUBIDOUX COMMUNITY SERVICES DISTRICT**  
INTERCEPTOR SEWER & WASTEWATER PUMP STATION - 1977  
WASTEWATER PUMP STATION  
MECHANICAL SECTION & DETAIL  
SHEET 8 OF 13  
DWG. NO. SC-4-789



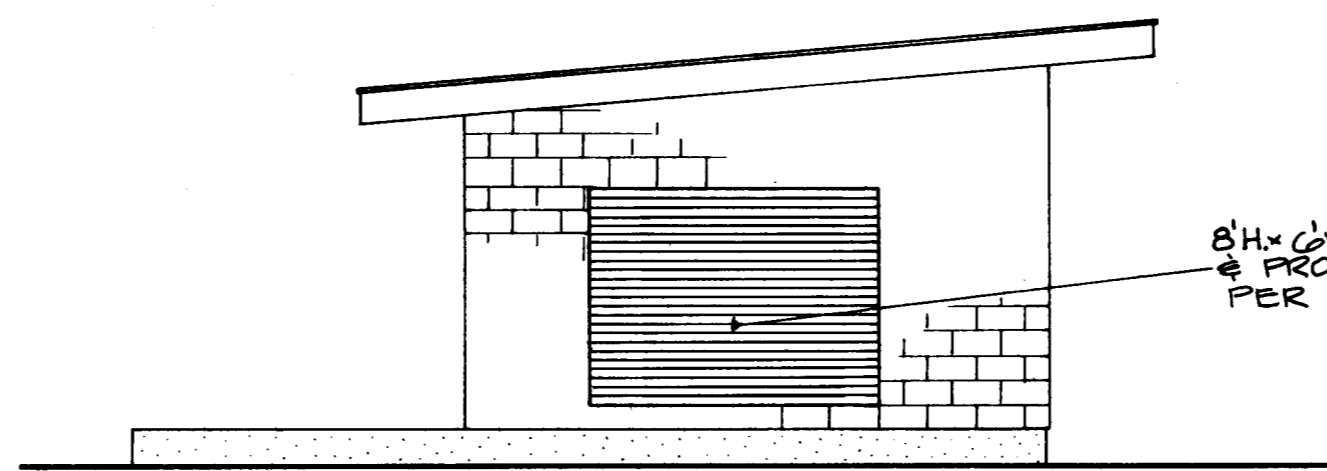
SOUTH ELEVATION  
SCALE: 3/16" = 1'-0"



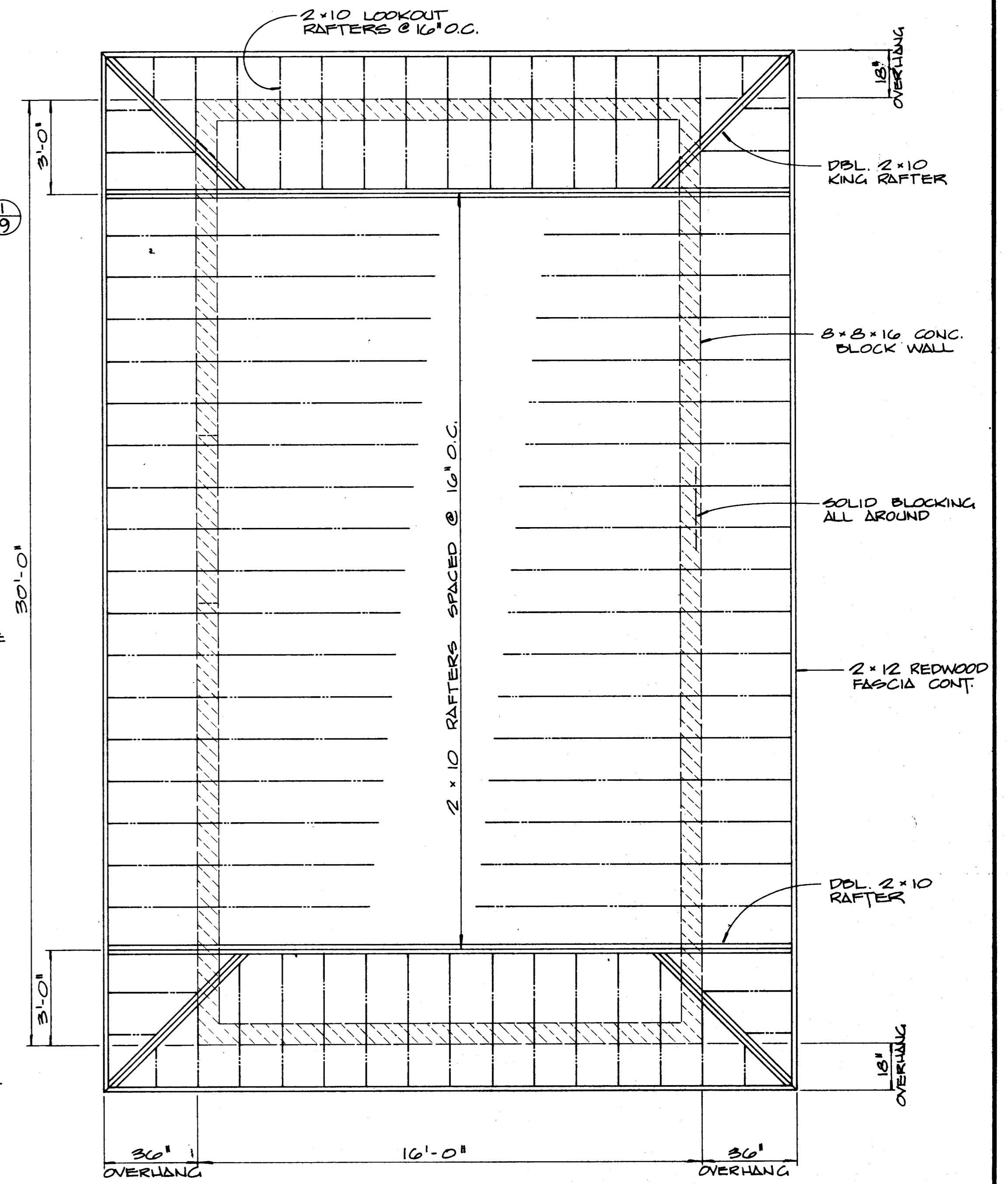
EAST ELEVATION  
SCALE: 3/16" = 1'-0"



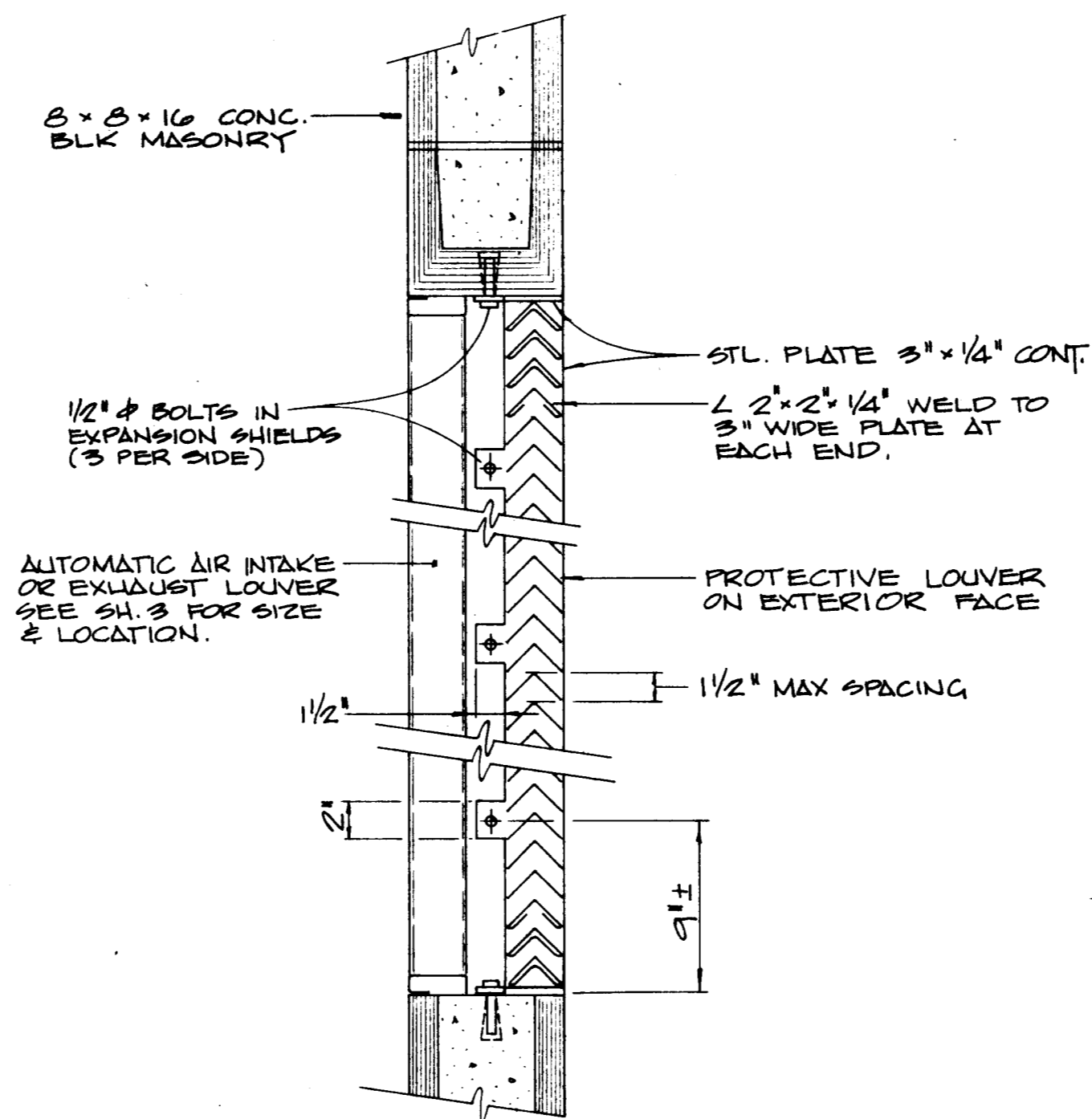
NORTH ELEVATION  
SCALE: 3/16" = 1'-0"



WEST ELEVATION  
SCALE: 3/16" = 1'-0"



ROOF FRAMING PLAN  
SCALE: 3/8" = 1'-0"



SECTION - ELEVATION

DETAIL  
SCALE: 1 1/2" = 1'-0"

NESTE, BRUDIN & STONE, INCORPORATED  
Civil Engineers  
**RECORD DRAWINGS**  
Information Obtained From:  
C. TRAUGHT  
By L. TSAI Date MAY 1977

Revision	No.	By	Date	Approval

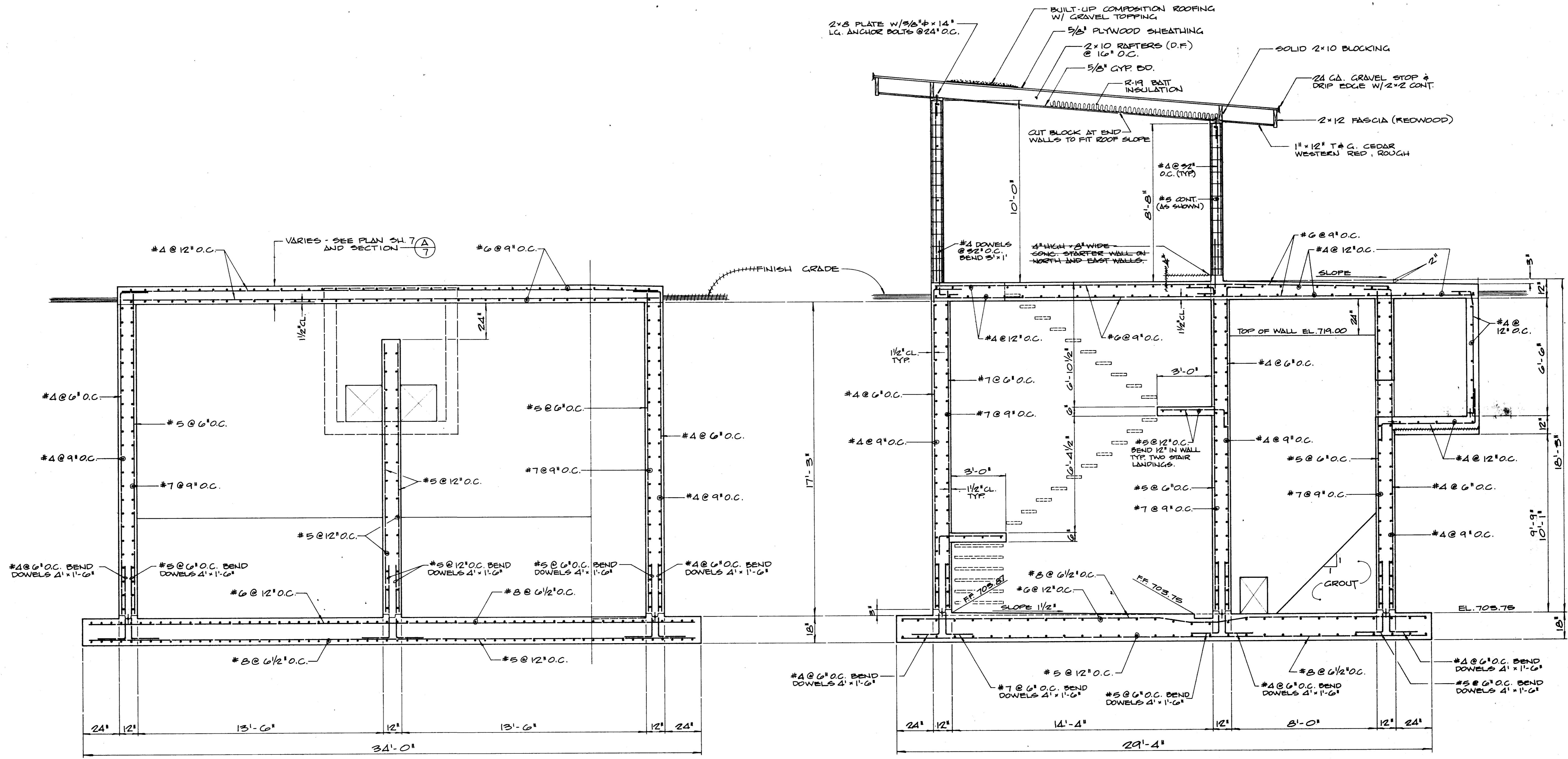
APPROVED	DATE 12977	7-1-77
DESIGNED L. TSAI	CHECKED C. ANDREWS	SCALE AS SHOWN
DRAWN C. ANDREWS	JOB NO. 043.051-044	



**NESTE, BRUDIN & STONE**  
INCORPORATED / Civil Engineers  
SAN BERNARDINO HENET SAN DIEGO

**RUBIDOUX COMMUNITY SERVICES DISTRICT**  
INTERCEPTOR SEWER & WASTEWATER PUMP STATION - 1977  
WASTEWATER PUMP STATION  
ARCHITECTURAL PLAN, ELEVATION & DETAILS

SHEET 9 OF 13  
DWG. NO. SC-4-289



SECTION C  
SCALE: 3/8" = 1'-0"

SECTION A  
SCALE: 3/8" = 1'-0"

NESTE, BRUDIN & STONE, INCORPORATED  
Civil Engineers  
**RECORD DRAWINGS**  
Information Obtained From:  
Client's Records  
NBS's Records  
Contractor's Records  
By L. TSAI Date MAY 1979

Revision	No.	By	Date	Approval

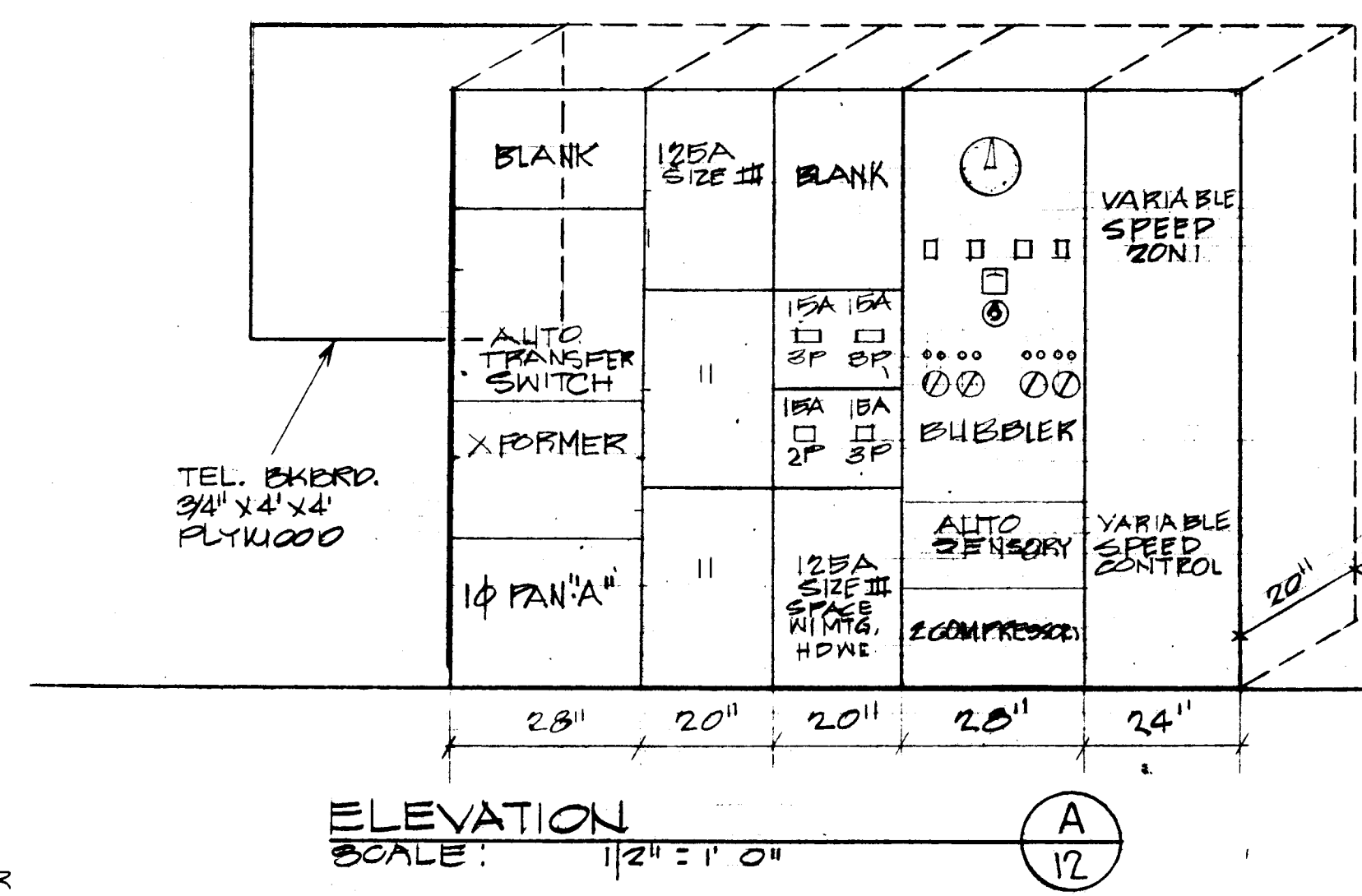
APPROVED <i>Robert M. Mason</i>	R.C.E. 12917	7-1-77
Designed L. TSAI	Checked C. ANTONIS	Scale AS SHOWN
Drawn C. ANTONIS	Job No. 048.051-044	

**NESTE, BRUDIN & STONE**  
INCORPORATED / Civil Engineers  
SAN BERNARDINO HEMET SAN DIEGO

**RURIDUX COMMUNITY SERVICES DISTRICT**  
INTERCEPTOR SEWER & WASTEWATER PUMP STATION - 1977  
WASTEWATER PUMP STATION  
STRUCTURAL SECTIONS

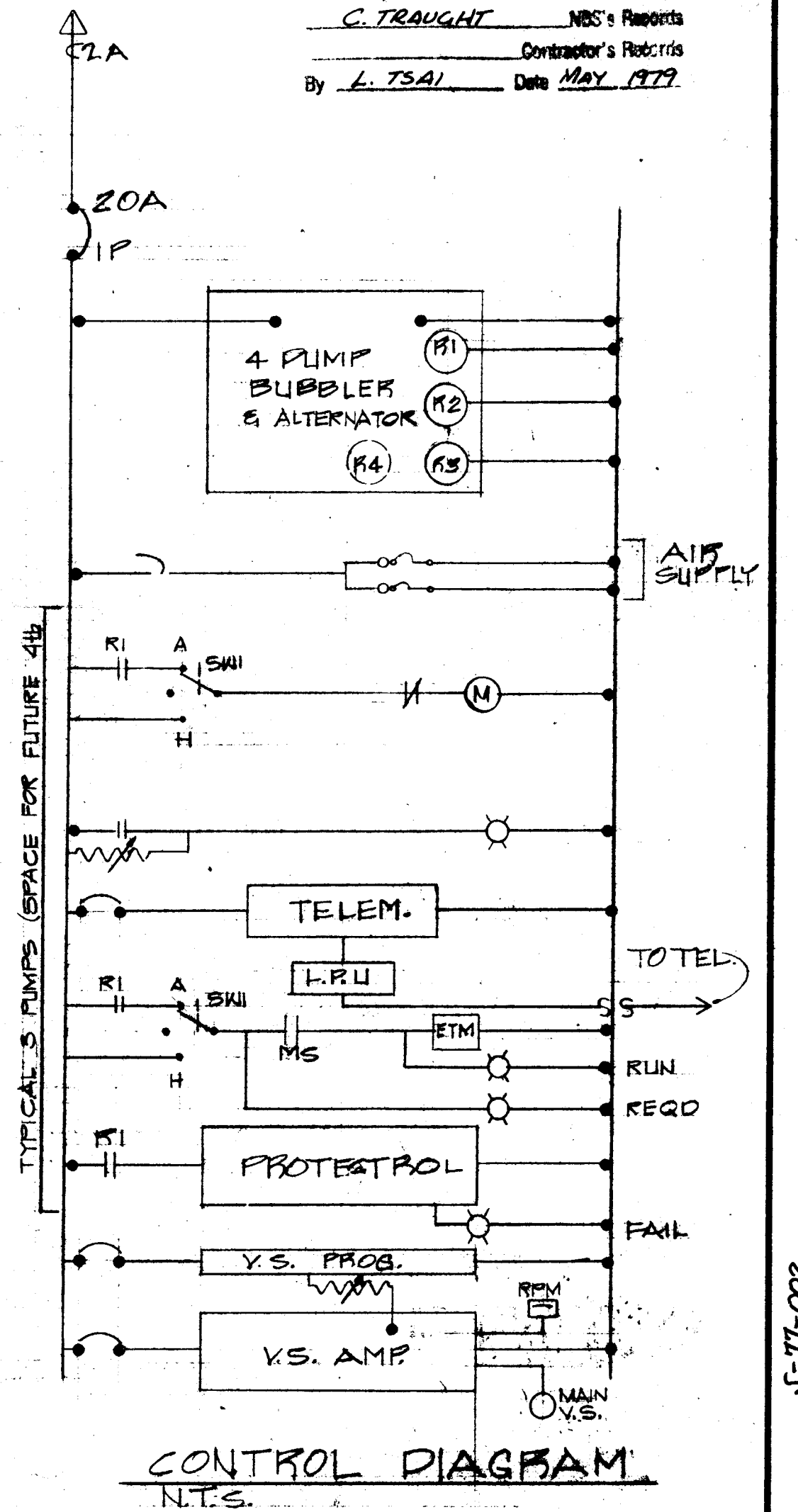
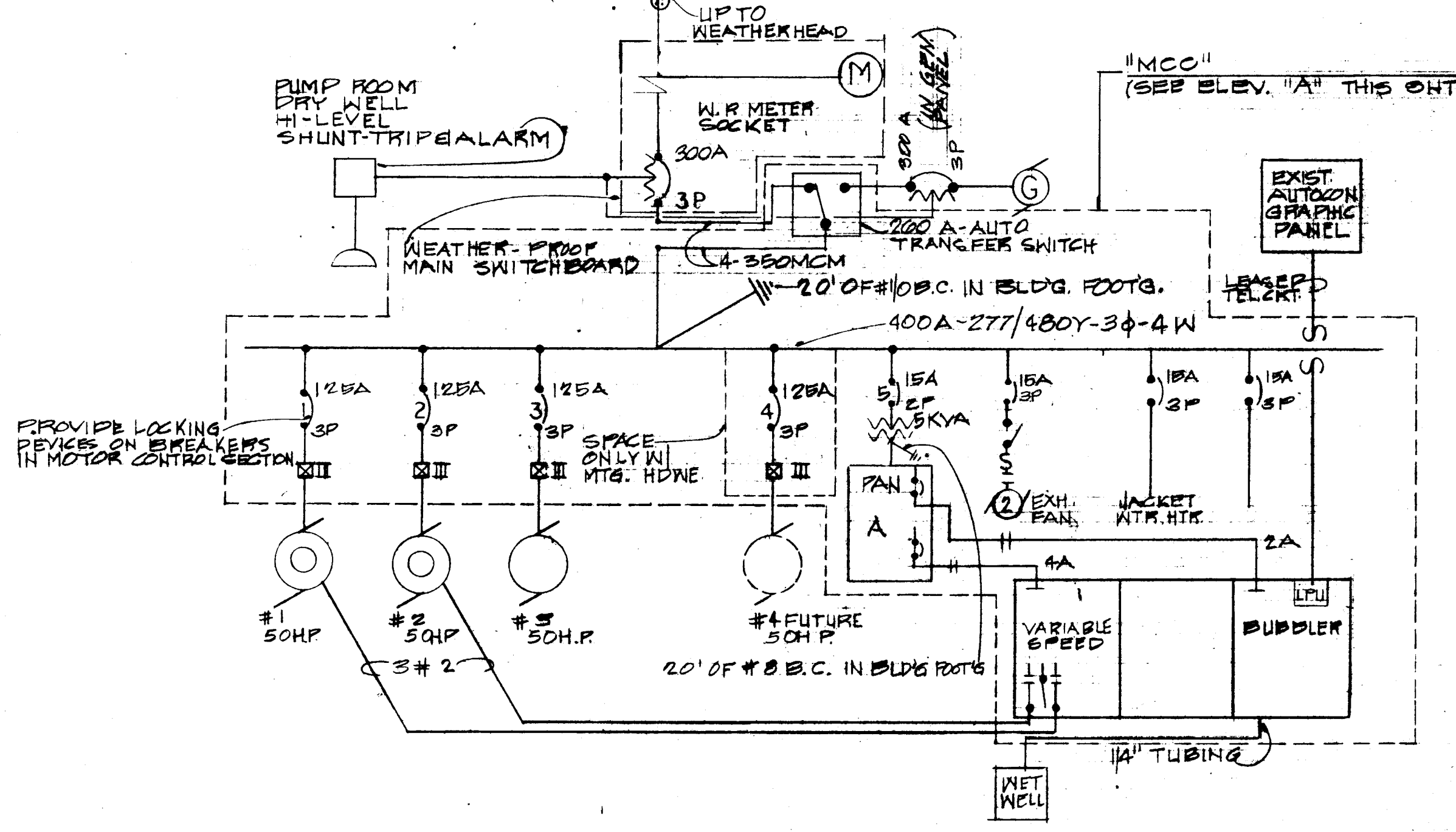
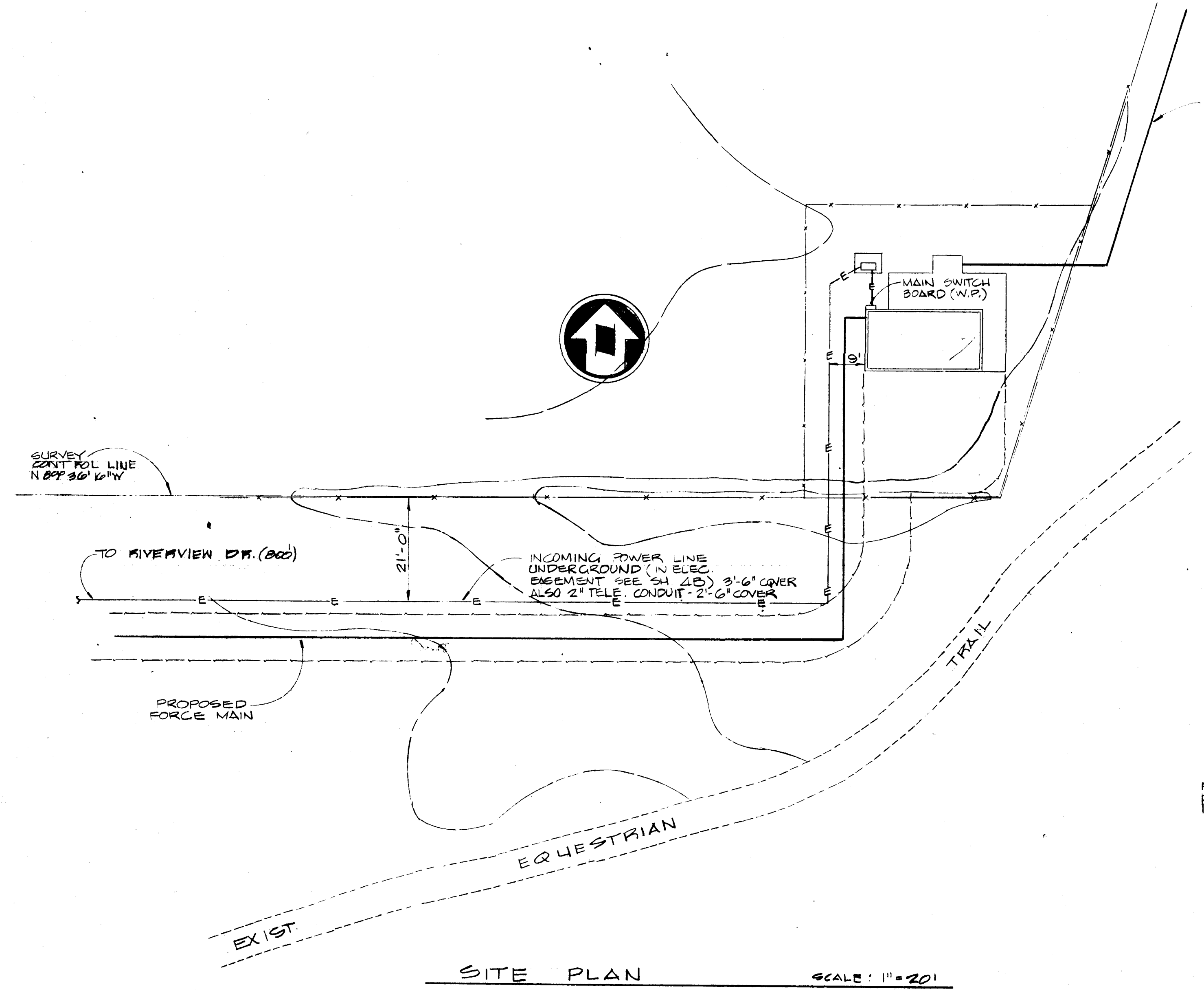
SHEET 10 OF 13  
DWG. NO. 96-4-789

SYMBOL	DESCRIPTION
+	SWITCH SINGLE POLE
○	LIGHT, BRACKET
□	FLUORESCENT
⊕	RECEPT, DUPLEX
⊗	MAGNETIC STARTER
⊘	DISCONNECT SWITCH
⊙	PERSON. SW. & MAGNETIC STARTER
⊚	TELEPHONE OUTLET
⊛	EMERGENCY GENERATOR
⊜	JUNCTION BOX
⊝	ROOF EXHAUST FAN
⊞	MOTOR
⊟	THERMOSTAT
⊠	DENOTES FIX. QUAN. @ WATTAGE
—	CONDUIT OVERHEAD
- - -	UNDERFLOOR
≡	DENOTES 20S #12 WIRES IN 1/2 CONDUIT
⊡	PANEL LIGHT & POWER IN MCC.
⊢	MASTER CONTROL CONSOLE



SCHEDULE PANEL 'A'											
120/240 VOLTS											
PHASE 3 WIRE											
LOCATION	#	A	B	CIRCUIT BREAKER	AMP	POLE	POLE	AMP	A	B	LOCATION
LTS	1	150		20				20	600		BUBBLER CONTROL
EF-2	2		600						600		VARIABLE SPEED
SUMP PUMP	3	750							600		FLOW METER
SPARE	4										TEL. EXH.
	5										SPARE
TOTALS		1900	1350						1200	1200	
									2100	2850	4.65 KW - 21A

NESTE, BRUDIN & STONE, INCORPORATED  
Civil Engineers  
**RECORD DRAWINGS**  
Information Obtained From:  
Client's Records  
NBS's Records  
Contractor's Records  
By L. TSAL Date May 1977



ONE LINE DIAGRAM  
NTS

CONTROL DIAGRAM  
N.T.S.

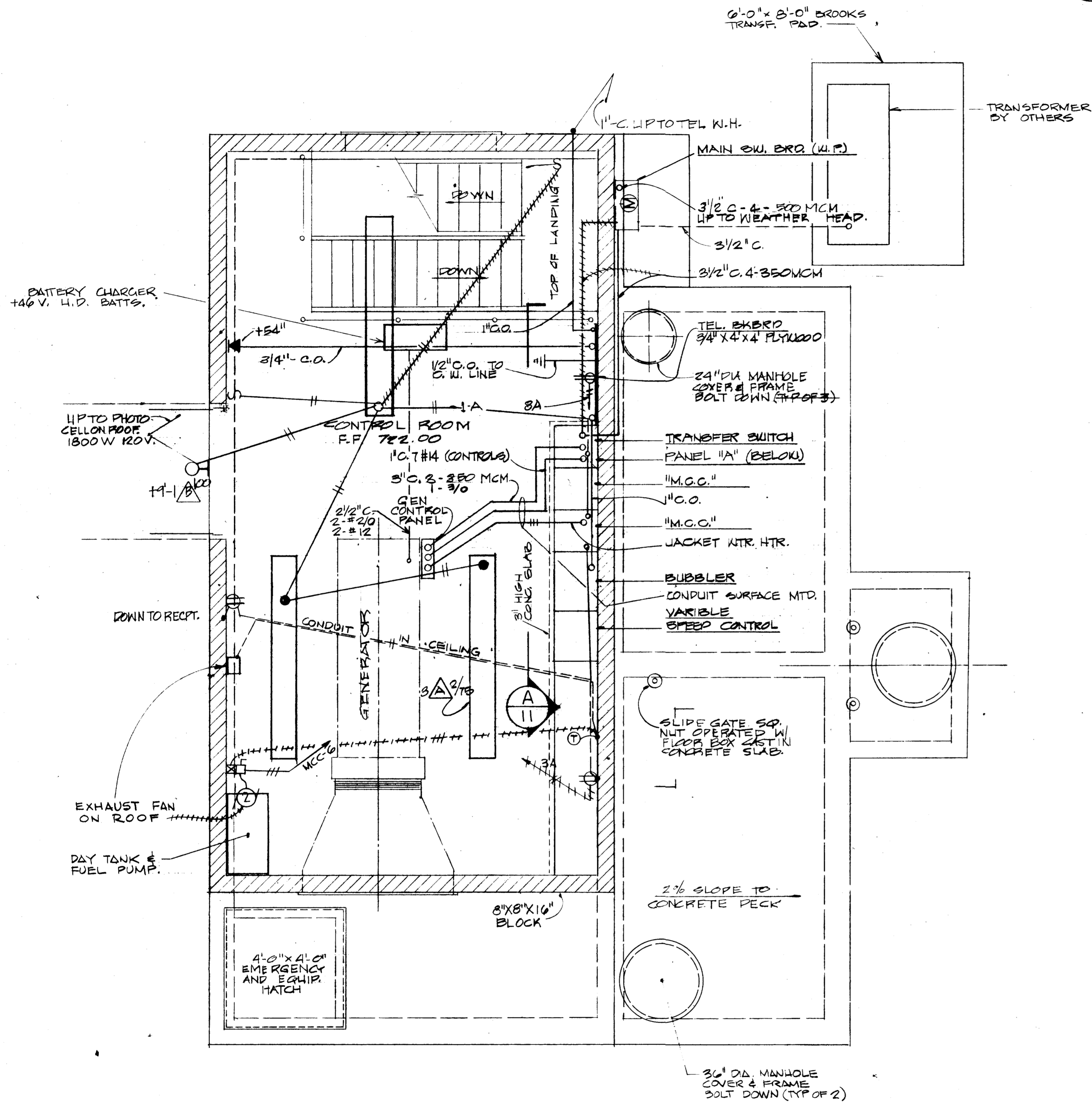
NESTES & ASSOCIATES  
1702 West County Ave.  
San Bernardino, CA 92410  
Tel. (909) 398-0611

Revision	No.	By	Date	Approval
RELOCATED WASTEWATER PUMP STA	1	CLD	12-5-77	V.M.F.

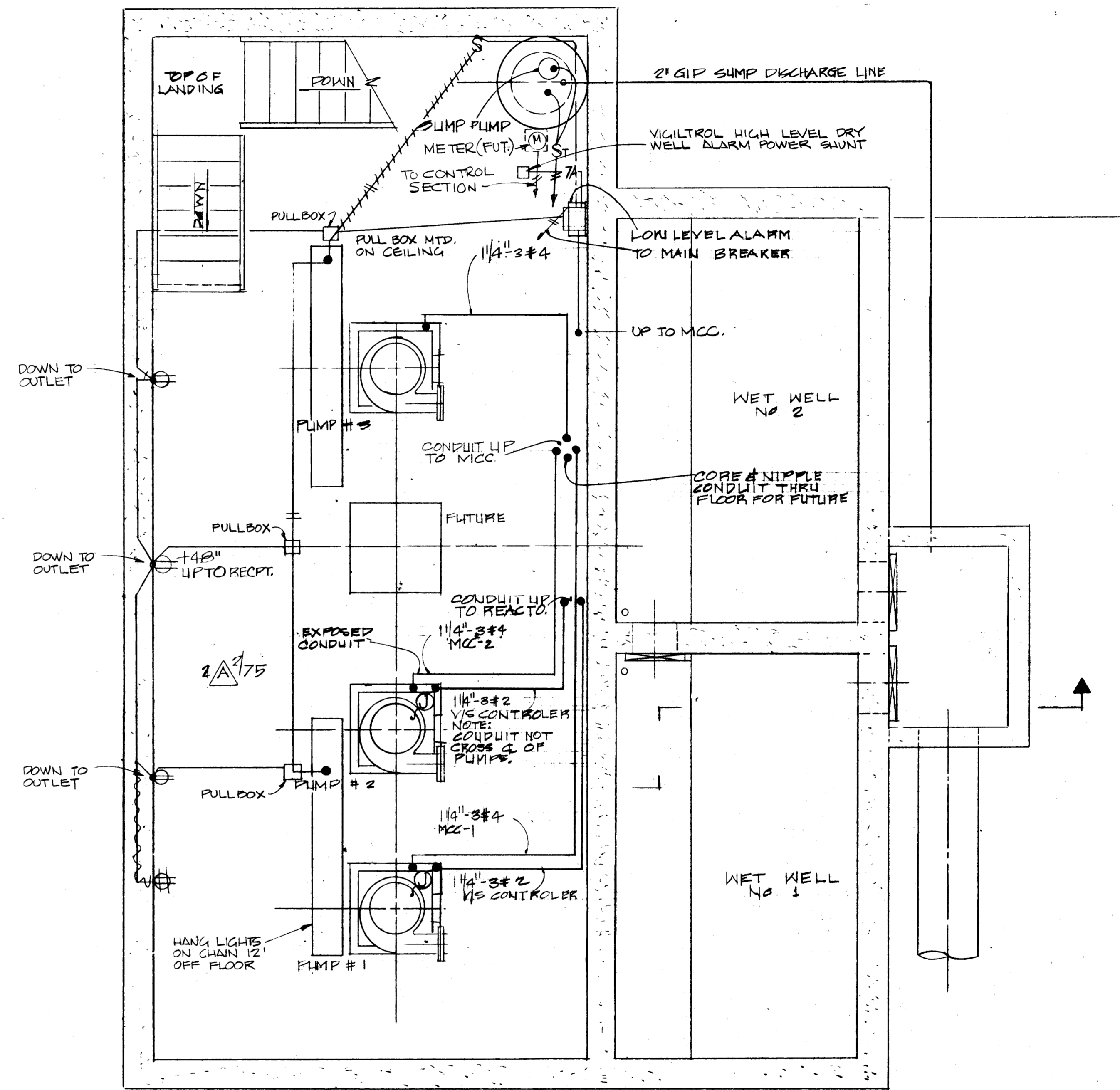
APPROVED: *[Signature]* RCE 12977 Date 7-1-77  
 DESIGNED: \_\_\_\_\_ CHECKED: \_\_\_\_\_  
 DRAWN: \_\_\_\_\_ JOB NO. 043.031-044 SCALE AS SHOWN

**NESTE, BRUDIN & STONE**  
INCORPORATED / Civil Engineers  
SAN BERNARDINO HEMET SAN DIEGO

**RUBIDOUX COMMUNITY SERVICES DISTRICT**  
INTERCEPTOR SEWER & WASTEWATER PUMP STATION - 1977  
WASTEWATER PUMP STATION  
ELECTRICAL - SINGLE LINE DIAGRAM  
SHEET 11 OF 13 SHEETS  
SC-4-789



UPPER LEVEL FLOOR PLAN  
SCALE: 3/8" = 1'-0"



LOWER LEVEL FLOOR PLAN  
SCALE: 3/8" = 1'-0"

NESTE, BRUDIN & STONE, INCORPORATED  
Civil Engineers  
**RECORD DRAWINGS**  
Information Obtained From:  
Client's Records  
C. TRAUGHT MBS's Records  
Contractor's Records  
By L. TSAI Date May 1977

NESTE, BRUDIN & STONE, INCORPORATED  
100 West Ocean Ave., Suite 100  
San Diego, California 92109  
Lester A. Neste  
LARRY R. BRUDIN E 5677  
LARRY S. FISHER E 5677  
Tel. (714) 792-0633

Revision	No.	By	Date	Approval

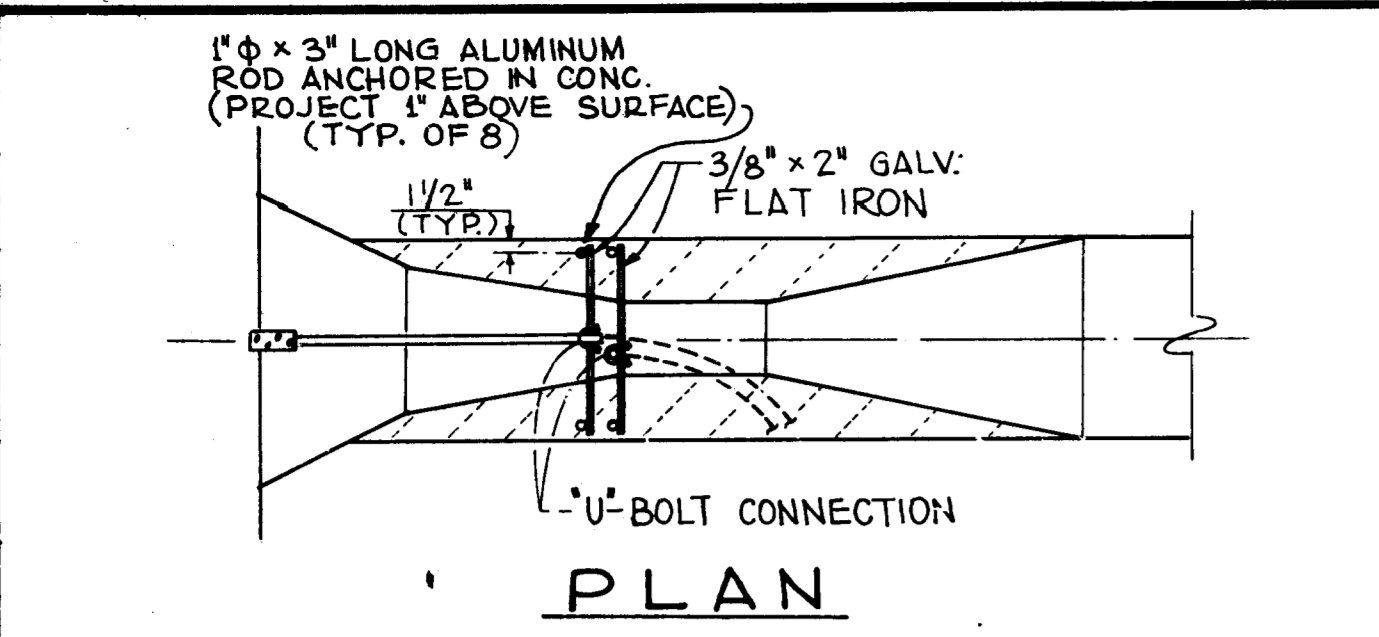
APPROVED <i>Robert M. Pomeroy</i>	RCE 12977	7-1-77	Date
Designed	Checked	Scale	Date
Drawn	Job No. SCS-031-044	AS SHOWN	



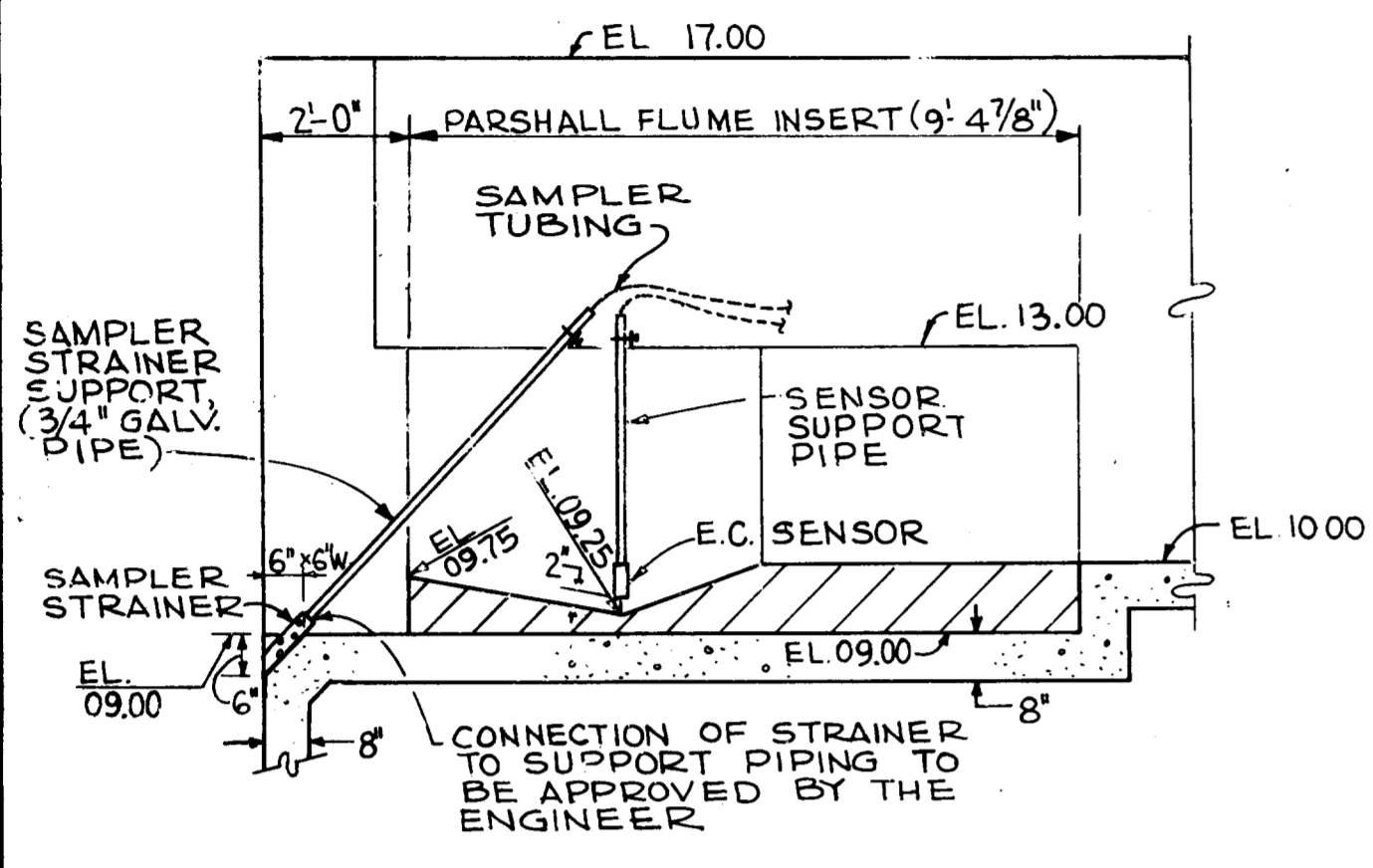
**NESTE, BRUDIN & STONE**  
INCORPORATED / Civil Engineers  
SAN BERNARDINO HEMET SAN DIEGO

**RUBIDOUX COMMUNITY SERVICES DISTRICT**  
INTERCEPTOR SEWER & WASTEWATER PUMP STATION - 1977  
WASTEWATER PUMP STATION  
ELECTRICAL PLANS

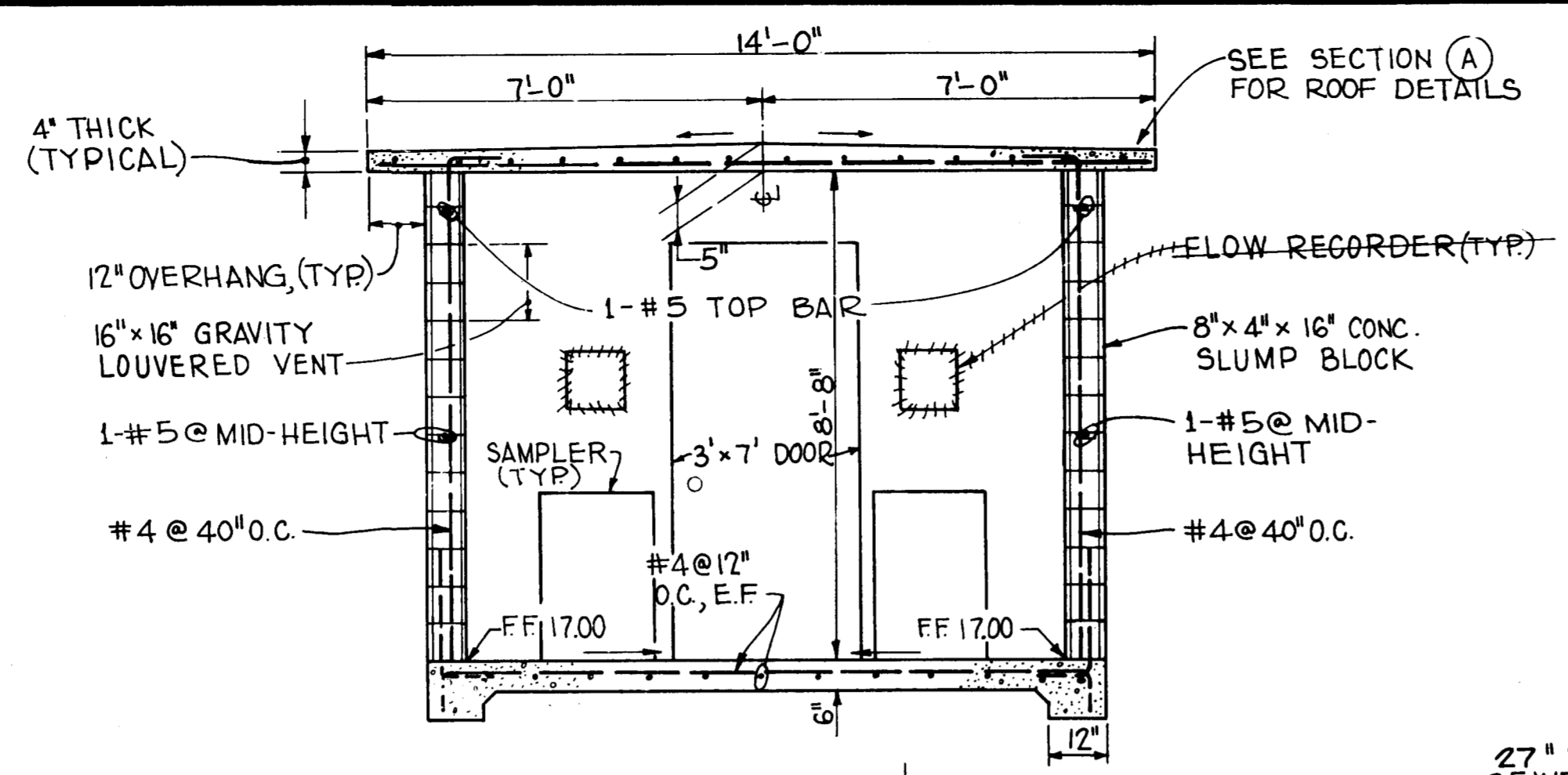
SHEET  
12  
OF  
13  
DWG. NO.  
SC-4-789



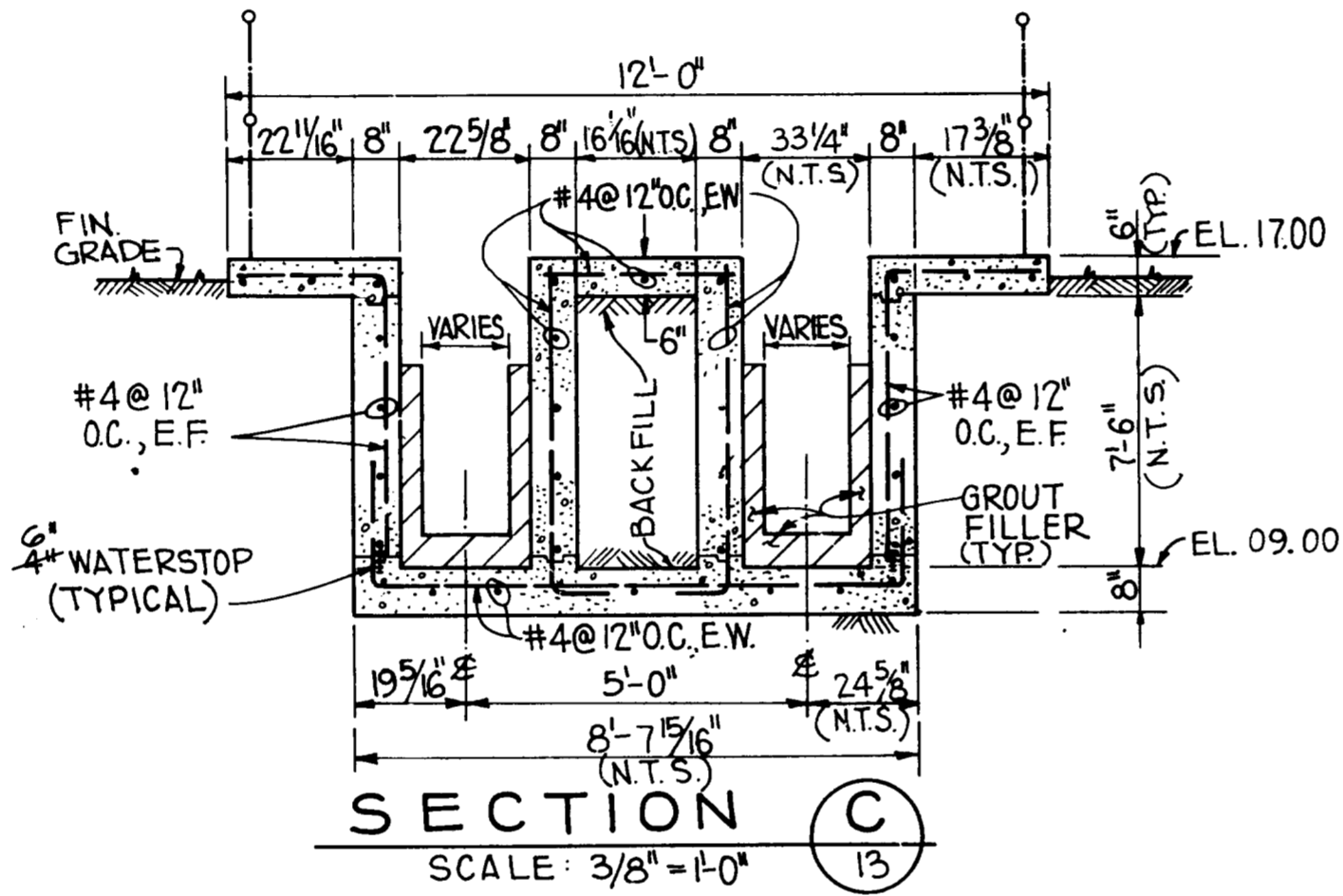
PLAN



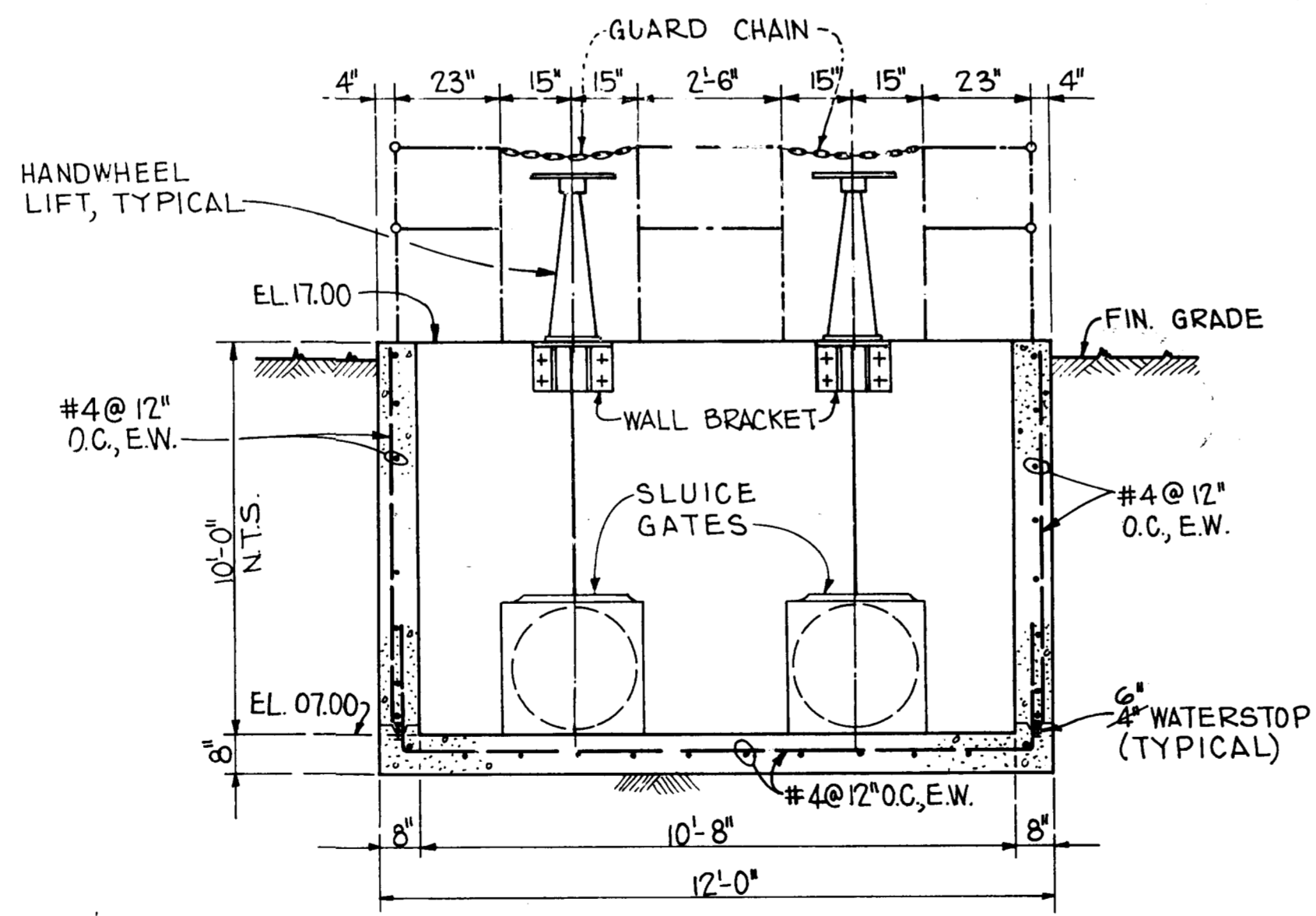
SECTION DETAIL 1  
SCALE: 3/8" = 1'-0"



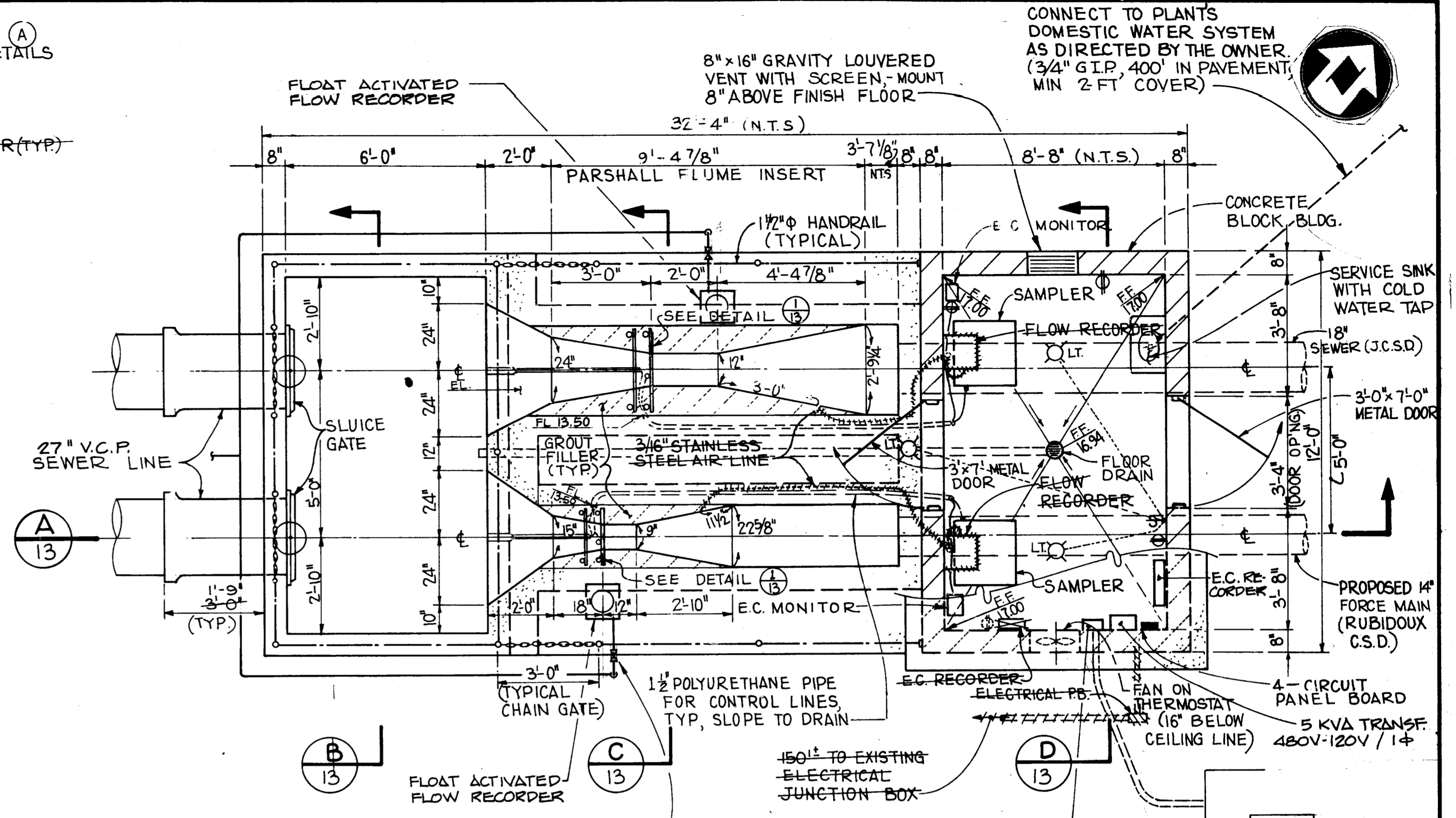
SECTION D  
SCALE: 3/8" = 1'-0"



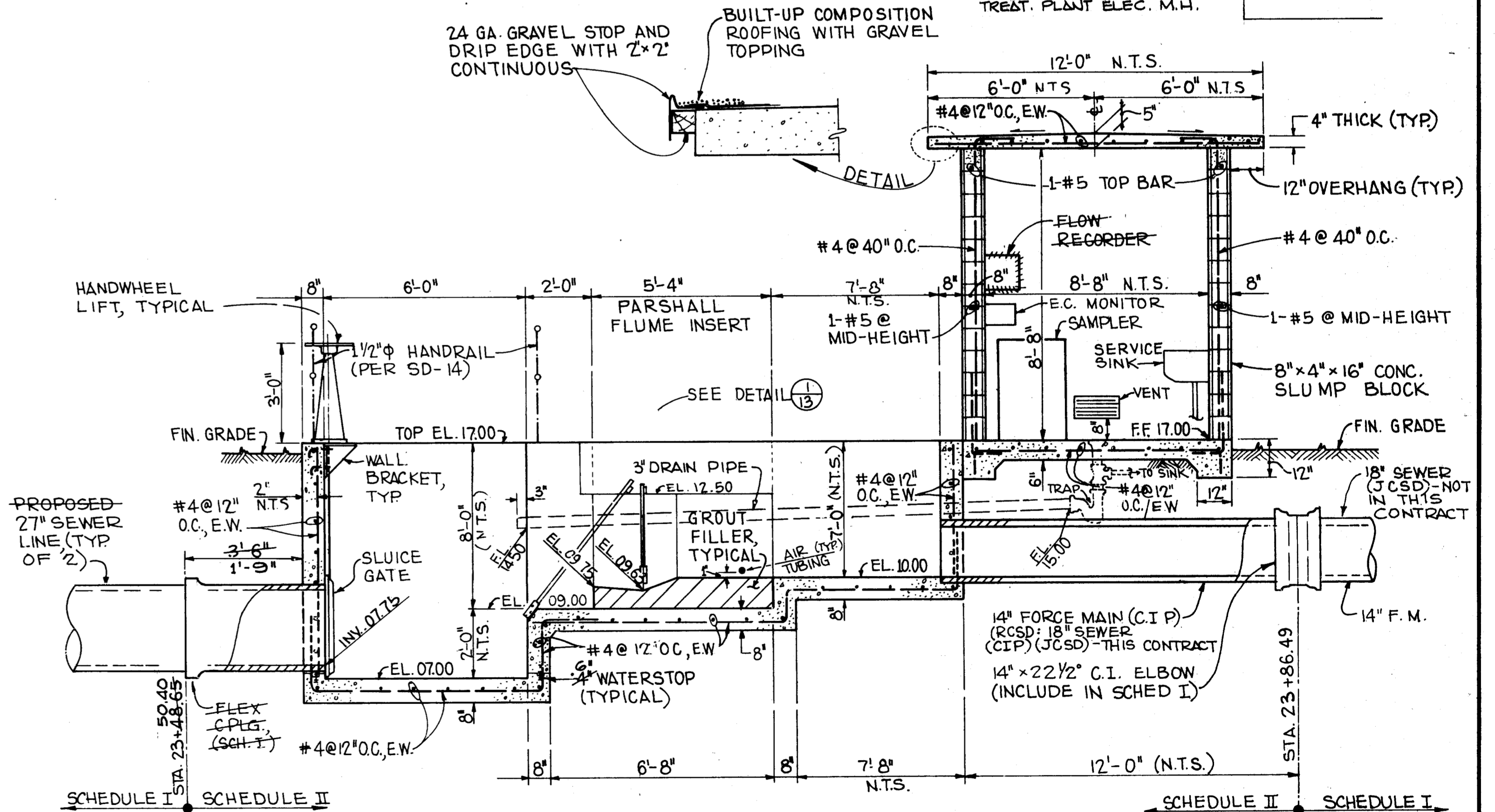
SECTION C  
SCALE: 3/8" = 1'-0"



SECTION B  
SCALE: 3/8" = 1'-0"



PLAN  
SCALE: 3/8" = 1'-0"



SECTION A  
SCALE: 3/8" = 1'-0"

NESTE, BRUDIN & STONE, INCORPORATED  
Civil Engineers  
**RECORD DRAWINGS**  
Illustration Obtained From:  
Client's Records  
NESTE's Records  
Contractor's Records  
By L. TSAI Date MAY 1979

Revision	No.	By	Date	Approval

APPROVED: *[Signature]* RCE 12977 7-177 Date

Designed: J.P.L. Checked: J.P. Scale  
Drawn: A.B.I. Job No. S65.051-044 AS SHOWN

**NESTE, BRUDIN & STONE**  
INCORPORATED Civil Engineers  
SAN BERNARDINO HEMET SAN DIEGO

**POUX COMMUNITY SERVICES**  
INTERCEPTOR SEWER & WASTEWATER PUMP STATION-1977  
**MONITORING STATION**  
MECHANICAL & STRUCTURAL DETAILS  
SHEET 13 OF 13 SHEETS  
DWG NO. SC-4-789